



Club Health Assessment for District 20 N through January 2025

			Status	Membership							Reports					Finance		LCIF
Club Number	Club Name	Charter Date		Current Member Count	YTD Members Added	YTD Members Dropped	YTD Net Growth	YTD Net Growth%	Member Count 12 Months Ago	Avg. length of service for dropped members	Months Since Last MMR ***	Yrs. Since Last Officer Report	President Rotation	Vice President Reported ****	Months Since Last Activity Report ***	Account Balance	Donations for current Fiscal Year	
			Number of times on status quo within last two years	If below 15 members appears					If net loss is greater than 20% appears		If no report in 3 months appears in	When more than one year appears in	Number of repeat terms	Notes the officers that do not have an active	If no report at 12 months appears in red			
Clubs less than two years old			Status Quo(1)	24	0	0	0	0.00%	0		3		2	M,VP,SC	N/A	90+ Days		
172076	New York Bangladeshi American Buffalo	06/11/2024																
Clubs more than two years old			Active	53	1	0	1	1.92%	59		3			N	SC	0		
8009	AKRON	10/18/1944																
Exc Award (06/30/2020)																		
8029	AMHERST	04/30/1952																
8012	ARCADE	12/09/1941																
8013	BARKER	02/04/1947																
Exc Award (06/30/2022)																		
8015	BOSTON	02/26/1969																
Exc Award (06/30/2021)																		
8016	BUFFALO HOST	10/17/1921																
Exc Award (06/30/2020)																		
8019	BUFFALO KENSINGTON	01/07/1946																
8023	CHEEKTOWAGA	07/23/1952																
8024	CLARENCE	04/17/1947																
Exc Award (06/30/2022, 06/30/2023, 06/30/2024)																		
8027	DUNKIRK-FREDONIA	08/25/1941																
8028	EAST AURORA	08/23/1946																
Exc Award (06/30/2021)																		
48469	ELLICOTTVILLE FRANKLINVILLE	04/20/1988																
8011	EVANS TOWNSHIP L C	01/31/1946																
8032	FREWSBURG	05/10/1945																
Exc Award (06/30/2021)																		
8033	GASPORT	05/16/1951																
8035	GOWANDA	11/04/1959																
8036	GRAND ISLAND	10/24/1956																



Club Health Assessment for District 20 N through January 2025

			Status	Membership							Reports					Finance		LCIF
Club Number	Club Name	Charter Date		Current Member Count	YTD Members Added	YTD Members Dropped	YTD Net Growth	YTD Net Growth%	Member Count 12 Months Ago	Avg. length of service for dropped members	Months Since Last MMR ***	Yrs. Since Last Officer Report	President Rotation	Vice President Reported ****	Months Since Last Activity Report ***	Account Balance	Donations for current Fiscal Year	
			Number of times on status quo within last two years	If below 15 members appears				If net loss is greater than 20% appears			If no report in 3 months appears in	When more than one year appears in	Number of repeat terms	Notes the officers that do not have an active	If no report at 12 months red			
141198	Greater Buffalo Adaptive Sports	06/22/2020	Cancelled(8*)	0	0	18	-18	-100.00%	20	5	1		None	P,S,T,M,VP SC	N/A	90+ Days		
8038	JAMESTOWN	06/06/1922	Active	23	3	0	3	15.00%	20		2		2	R	M,VP,SC	24+		
8039	KENMORE	05/08/1929	Active	41	3	5	-2	-4.65%	42	18	1			M,VP,SC	1		\$1,050.00	
8041	LANCASTER	07/29/1952	Active	36	1	4	-3	-7.69%	39	22	0		3	N	P,VP	0	\$1,000.00	
105675	LEWISTON COMMUNITY	06/03/2009	Active	21	2	2	0	0.00%	22	2	2		2	R	SC	10	\$50.00	
Exc Award (06/30/2017, 06/30/2021, 06/30/2024)																		
34168	LITTLE VALLEY	06/29/1977	Active	13	0	4	-4	-23.53%	17	11	1		11	M,VP,SC	14			
8043	LOCKPORT	10/03/1939	Active	29	0	2	-2	-6.45%	30	4	4			N	SC	11	\$250.00	
Exc Award (06/30/2023)																		
8044	MAYVILLE CHAUTAUQUA	03/28/1947	Active	17	2	2	0	0.00%	15	1	0			N	M,SC	1		
Exc Award (06/30/2024)																		
8045	NEWFANE	10/22/1941	Active	63	8	7	1	1.61%	62	16	1			N	SC	24+	\$100.00	
140730	Niagara Falls Community	02/10/2020	Active	15	0	6	-6	-28.57%	17	3	0			M,VP	19		\$70.00	
129657	Niagara University	12/28/2016	Active	7	0	0	0	0.00%	7		3			S,T,M,VP,SC	24+			
126501	North Buffalo Community	01/08/2016	Active	7	0	0	0	0.00%	6		3		2	M,VP,SC	24+		\$20.00	
8048	OLCOTT	07/01/1958	Active	18	1	1	0	0.00%	18	17	4			N	SC	24+	\$1,123.00	
8049	OLEAN PORTVILLE	11/20/1952	Active	20	0	0	0	0.00%	20		1		12	M,VP,SC	5		\$300.00	
8050	ORCHARD PARK	09/19/1944	Active	47	3	1	2	4.44%	47	28	4			N	SC	0	\$100.00	
8051	PENDLETON	02/10/1969	Active	22	0	0	0	0.00%	24		7			S,M,VP,SC	11		\$250.00	
Exc Award (06/30/2018)																		
8054	RANDOLPH	10/24/1938	Active(1)	46	3	0	3	6.98%	51		2		2	R	M	3		
Exc Award (06/30/2023)																		
8058	SHERIDAN DRIVE	10/20/1952	Active	11	0	3	-3	-21.43%	15	9	1			N		2		
8060	SPRINGVILLE	09/27/1946	Active(1)	0	0	11	-11	-100.00%	11	27	6	1	None	P,S,T,M,VP SC	24+			
127103	Tonawandas Erie Canal Gateway	03/22/2016	Active	20	2	1	1	5.26%	19	4	3		6	R	SC	2		
Exc Award (06/30/2020)																		



Club Health Assessment for District 20 N through January 2025

			Status	Membership							Reports					Finance	LCIF
Club Number	Club Name	Charter Date		Current Member Count	YTD Members Added	YTD Members Dropped	YTD Net Growth	YTD Net Growth%	Member Count 12 Months Ago	Avg. length of service for dropped members	Months Since Last MMR ***	Yrs. Since Last Officer Report	President Rotation	Vice President Reported ****	Months Since Last Activity Report ***	Account Balance	Donations for current Fiscal Year
			Number of times on status quo within last two years	If below 15 members appears				If net loss is greater than 20% appears			If no report in 3 months appears in	When more than one year appears in	Number of repeat terms	Notes the officers that do not have an active	If no report at 12 months appears in red		
8037	TOWN OF HAMBURG	11/19/1941	Active	17	0	2	-2	-10.53%	21	7	0		7	M,VP,SC	24+		\$500.00
8062	TOWN OF NIAGARA	02/18/1953	Active	25	1	2	-1	-3.85%	26	20	6		2	N	P,M	3	\$400.00
8063	TOWN OF WHEATFIELD L C	10/09/1973	Active	26	0	0	0	0.00%	27		2		3	M,VP,SC	24+		\$1,100.00
	Exc Award (06/30/2021)																
8064	WEST SENECA	01/27/1953	Active(1)	75	3	1	2	2.74%	71	42	2			N	M,SC	7	\$650.00
	Exc Award (06/30/2021)																
144143	Western New York Riding	12/18/2020	Active	40	2	0	2	5.26%	42		2		2	R	SC	7	\$60.00
8066	WILSON	10/24/1941	Active	33	6	6	0	0.00%	30	2	3			N	M,SC	7	
	Exc Award (06/30/2018, 06/30/2022)																
8067	YOUNGSTOWN	08/17/1948	Active	32	0	0	0	0.00%	35		0			N	M,SC	17	\$700.00

Clubs Cancelled Previous Fiscal Year – Clubs Cancelled within last 12 months may be reinstated

Club Number	Club Name	Charter Date	Current Status*	Cancellation Date
8053	PORTVILLE	06/29/1973	Cancelled(7*)	01/29/2024

Current Total Clubs Count	YTD New Clubs Count	YTD Cancelled Clubs Count	YTD Net Club Gain	Current Total Members Count	YTD Add	YTD Drop	YTD Net Growth	YTD Net Growth %	Member Count 12 Months Ago	Average Member Count Per Club	% of Clubs with less than 20 members	% No MMR in 3 Months	% No Officer Report in 12 Months	% of Clubs with balance 90+ days	Number of Clubs in Status Quo	% Status Quo Clubs in Financial Suspension	Number of Cancelled Clubs	Average Cancelled Club Age	Members Lost Due to Cancellation	% of Clubs Cancelled for Non-Financial Reasons
44	0	1	-1	1,154	67	107	-40	-3.35%	1,202	26	39%	41%	2%	2%	1	100%	1	55	18	0%

* - P - Priority Club. Cancellation Reasons: 1-Objectives/conduct, 2-Non-active club, 5-Non-existing club, 6-Disbanding, 7-Merger, 8-Financial Suspension, 9-District/Multiple District Dues.

** - Abbreviation: P-President, S-Secretary, T-Treasurer, M-Member Chairperson, VP-First Vice President, MC-Communications Chairperson, SC-Service Chairperson

*** - Abbreviation: N/R - Never reported using the Lions Clubs website, N/A - Not applicable, No password registered for the Lions Clubs website.

**** - Abbreviation: N - New, IP - Immediate Past, R - Repeat.




Club Health Assessment for District 20 E1 through January 2025

			Status	Membership							Reports					Finance		LCIF			
Club Number	Club Name	Charter Date		Current Member Count	YTD Members Added	YTD Members Dropped	YTD Net Growth	YTD Net Growth%	Member Count 12 Months Ago	Avg. length of service for dropped members	Months Since Last MMR ***	Yrs. Since Last Officer Report	President Rotation	Vice President Reported ****	Months Since Last Activity Report ***	Account Balance	Donations for current Fiscal Year				
			Number of times on status quo within last two years	If below 15 members appears					If net loss is greater than 20% appears						If no report in 3 months appears in	When more than one year appears in	Number of repeat terms	Notes the officers that do not have an active	If no report at 12 months appears in red		
Clubs more than two years old																					
8068	ALBION	08/19/1924	Active	21	0	0	0	0.00%	22		10			N	M,SC	24+		\$50.00			
8069	ALFRED	02/20/1966	Active	19	1	1	0	0.00%	20	15	4				M,VP,SC	24+					
8071	ANDOVER	11/24/1971	Active	30	0	4	-4	-11.76%	33	35	0				M,VP	24+					
8072	ANGELICA	06/10/1969	Active(1)	12	0	0	0	0.00%	12		10		6	R	P,T,M,SC	24+					
Exc Award (06/30/2017)																					
8073	ATTICA	04/13/1951	Active	73	3	2	1	1.39%	72	2	1			N	SC	15		\$2,750.00			
8074	AVON	04/24/1953	Active	65	2	0	2	3.17%	62		0			N	SC	10		\$250.00			
Exc Award (06/30/2019, 06/30/2021)																					
8075	BATAVIA	04/08/1946	Active	38	2	2	0	0.00%	39	27	1		2	R	M,SC	24+		\$200.00			
45359	BELFAST	09/30/1985	Active	39	0	1	-1	-2.50%	38	18	2		5		P,M,VP,SC	24+		\$650.00			
8076	BOLIVAR	03/31/1970	Active	29	2	4	-2	-6.45%	31	5	0		2	N		1					
Exc Award (06/30/2017, 06/30/2018, 06/30/20)																					
8078	BROCKPORT	01/31/1951	Active	68	1	4	-3	-4.23%	70	25	1			N	SC	1		\$1,550.00			
Exc Award (06/30/2017, 06/30/2018, 06/30/20)																					
8079	CALEDONIA MUMFORD	09/09/1929	Active	20	1	1	0	0.00%	23	40	0		18	R	M,VP,SC	13					
8080	CANASERAGA	04/30/1953	Active	15	0	2	-2	-11.76%	17	7	4		2	R	P,T,M,SC	21					
8081	CHILI	09/09/1964	Active	30	2	0	2	7.14%	28		0			N	SC	1		\$800.00			
Exc Award (06/30/2016, 06/30/2020, 06/30/20)																					
8082	CHURCHVILLE	10/30/1950	Active	40	1	1	0	0.00%	41	25	0			N	P,T,SC	24+		\$450.00			
60700	CLARENDON	04/27/1998	Active	16	0	2	-2	-11.11%	18	26	2		11	R	M,VP,SC	1		\$1,935.00			
Exc Award (06/30/2024)																					
44518	CUBA	01/25/1985	Active	22	0	1	-1	-4.35%	23	1	2			N	P,SC	4		\$58.70			
8083	DANSVILLE	10/17/1941	Active	48	2	3	-1	-2.04%	47	2	0			IP	SC	0		\$140.00			
Exc Award (06/30/2018, 06/30/2024)																					
145950	Dansville Lioness	05/21/2021	Active	14	1	0	1	7.69%	13		5		3		T,M,VP,SC	N/R					
8085	FAIRPORT	08/17/1949	Active	36	1	0	1	2.86%	34		2		3		M,VP,SC	24+		\$2,070.00			



Club Health Assessment for District 20 E1 through January 2025

			Status	Membership							Reports					Finance		LCIF
Club Number	Club Name	Charter Date		Current Member Count	YTD Members Added	YTD Members Dropped	YTD Net Growth	YTD Net Growth%	Member Count 12 Months Ago	Avg. length of service for dropped members	Months Since Last MMR ***	Yrs. Since Last Officer Report	President Rotation	Vice President Reported ****	Months Since Last Activity Report ***	Account Balance	Donations for current Fiscal Year	
			Number of times on status quo within last two years	If below 15 members appears				If net loss is greater than 20% appears			If no report in 3 months appears in	When more than one year appears in	Number of repeat terms		Notes the officers that do not have an active	If no report at 12 months appears in red		
8086	GATES GREECE	06/28/1950	Active	23	1	2	-1	-4.17%	24	13	0		3	R	M,VP,SC	24+		
43612	HAMLIN	03/19/1984	Active	33	0	2	-2	-5.71%	35	3	1		2	N	SC	1	\$600.00	
	Exc Award (06/30/2024)																	
8088	HILTON	11/09/1967	Active	28	1	0	1	3.70%	33		3			R	SC	0	\$400.00	
8090	IRONDEQUOIT	06/05/1950	Active	18	0	2	-2	-10.00%	20	7	2		2	R	SC	3	\$525.00	
	Exc Award (06/30/2023, 06/30/2024)																	
30149	KENDALL	01/28/1975	Active	56	0	0	0	0.00%	58		7			N	SC	1	\$150.00	
	Exc Award (06/30/2020, 06/30/2024)																	
8093	LYNDONVILLE	08/22/1951	Active	34	2	2	0	0.00%	37	11	0			N	M,SC	13		
8094	MAPLE CITY L C	04/23/1969	Active	17	1	1	0	0.00%	17	3	0		2	N	SC	1	\$50.00	
8095	MEDINA	09/19/1935	Active	57	1	3	-2	-3.39%	58	6	2			N	SC	1	\$650.00	
	Exc Award (06/30/2023, 06/30/2024)																	
8097	OAKFIELD ALABAMA	06/29/1951	Active(1)	23	0	0	0	0.00%	26		7		3	R	M,SC	10		
8099	ROCHESTER DOWNTOWN HOST	09/02/1921	Active	14	0	0	0	0.00%	14		9		3	N	SC	24+		
129688	Rochester Flaum Eye Institute	03/07/2017	Active	7	0	0	0	0.00%	7		17		10		M,VP,SC	12		
36100	RUSH	10/27/1978	Active	18	3	2	1	5.88%	16	24	1		3		T,M,VP,SC	14		
35301	SCIO	03/27/1978	Active	28	0	1	-1	-3.45%	29	33	6		None	N	P,M,SC	1		
8102	SCOTTSVILLE	01/10/1957	Active	17	1	0	1	6.25%	16		0		3	R	M,SC	1		
	Exc Award (06/30/2018)																	
8103	VARYSBURG	05/03/1971	Active(1)	23	0	0	0	0.00%	25		0			N	P,M,VP	1	\$250.00	
8144	WALWORTH	04/25/1972	Active	41	2	0	2	5.13%	38		6			R	SC	0	\$2,100.00	
	Exc Award (06/30/2023)																	
8105	WEBSTER	03/27/1950	Active	29	0	1	-1	-3.33%	29	2	1		2	N	SC	24+	\$100.00	
8106	WELLSVILLE	01/08/1942	Active	62	2	1	1	1.64%	60	1	2			N	SC	7	\$400.00	



Club Health Assessment for District 20 E1 through January 2025

Club Number			Club Name			Charter Date			Status					Membership					Reports					Finance		LCIF
									Current Member Count	YTD Members Added	YTD Members Dropped	YTD Net Growth	YTD Net Growth%	Member Count 12 Months Ago	Avg. length of service for dropped members	Months Since Last MMR ***	Yrs. Since Last Officer Report	President Rotation	Vice President Reported ****	Months Since Last Activity Report ***	Account Balance	Donations for current Fiscal Year				
									Number of times on status quo within last two years	If below 15 members appears			If net loss is greater than 20% appears			If no report in 3 months appears in		When more than one year appears in	Number of repeat terms	Notes the officers that do not have an active		If no report at 12 months appears in red				
Current Total Clubs Count	YTD New Clubs Count	YTD Cancelled Clubs Count	YTD Net Club Gain	Current Total Members Count	YTD Add	YTD Drop	YTD Net Growth	YTD Net Growth %	Member Count 12 Months Ago	Average Member Count Per Club	% of Clubs with less than 20 members	% No MMR in 3 Months	% No Officer Report in 12 Months	% of Clubs with balance 90+ days	Number of Clubs in Status Quo	% Status Quo Clubs in Financial Suspension	Number of Cancelled Clubs	Average Cancelled Club Age	Members Lost Due to Cancellation	% of Clubs Cancelled for Non-Financial Reasons						
37	0	0	0	1,163	33	45	-12	-1.02%	1,185	31	30%	32%	0%	0%	0	0%	0	0	0	0%						

* - P - Priority Club. Cancellation Reasons: 1-Objectives/conduct, 2-Non-active club, 5-Non-existing club, 6-Disbanding, 7-Merger, 8-Financial Suspension, 9-District/Multiple District Dues.

** - Abbreviation: P-President, S-Secretary, T-Treasurer, M-Member Chairperson, VP-First Vice President, MC-Communications Chairperson, SC-Service Chairperson

*** - Abbreviation: N/R - Never reported using the Lions Clubs website, N/A - Not applicable, No password registered for the Lions Clubs website.

**** - Abbreviation: N - New, IP - Immediate Past, R - Repeat.



Club Health Assessment for District 20 E2 through January 2025

Club Number	Club Name	Charter Date	Status	Membership							Reports					Finance	LCIF
				Current Member Count	YTD Members Added	YTD Members Dropped	YTD Net Growth	YTD Net Growth%	Member Count 12 Months Ago	Avg. length of service for dropped members	Months Since Last MMR ***	Yrs. Since Last Officer Report	President Rotation	Vice President Reported ****	Months Since Last Activity Report ***	Account Balance	Donations for current Fiscal Year
			Number of times on status quo within last two years	If below 15 members appears				If net loss is greater than 20% appears			If no report in 3 months appears in	When more than one year appears in	Number of repeat terms	Notes the officers that do not have an active	If no report at 12 months appears in red		
Clubs more than two years old																	
8107	APALACHIN	02/08/1956	Active	53	1	1	0	0.00%	55	67	0			N	0		\$2,490.00
8112	BIG FLATS	02/09/1970	Active	13	0	0	0	0.00%	16		3		6	N	M,SC	3	\$500.00
	Exc Award (06/30/2018)																
8119	BLOOMFIELD	06/28/1949	Active	16	0	3	-3	-15.79%	19	19	4		2	R	M,SC	7	
8113	CAMPBELL	07/24/1951	Active	11	0	1	-1	-8.33%	13	61	0		4	R	SC	1	
32317	CANANDAIGUA	05/28/1976	Active	8	0	0	0	0.00%	8		9		5		M,VP,SC	8	
	Exc Award (06/30/2016)																
8116	CLYDE	12/27/1948	Active	7	0	0	0	0.00%	7		9		5	R	M,SC	15	\$750.00
8117	COHOCTON	10/20/1954	Active	31	2	1	1	3.33%	28	8	0		3	R	VP,SC	1	
8118	CORNING	09/09/1925	Active	54	0	5	-5	-8.47%	56	11	2				VP	0	\$9,020.00
	Exc Award (06/30/2016, 06/30/2020, 06/30/20)																
61972	GENEVA	05/24/1999	Active	3	0	2	-2	-40.00%	5	12	0		3		M,VP,SC	14	\$50.00
122834	Hector Area	07/25/2014	Active	34	1	0	1	3.03%	33		1			N	M,SC	1	
8122	HORSEHEADS	12/10/1952	Active	15	0	0	0	0.00%	14		9		4	R	M,SC	10	\$150.00
8123	ITHACA	05/23/1951	Active	15	2	0	2	15.38%	13		3		9	R		0	\$10.00
8124	LANSING	04/03/1961	Active	21	0	0	0	0.00%	22		7			N		13	\$150.00
62794	MANCHESTER-SHORTSVILLE	02/21/2000	Active	13	1	1	0	0.00%	14	6	3				VP,SC	0	\$40.00
	Exc Award (06/30/2017)																
8128	NEWFIELD	01/25/1971	Active	25	1	0	1	4.17%	24		0		7	R	P,M,SC	0	\$500.00
8129	NORTH ROSE	04/23/1958	Active	18	0	1	-1	-5.26%	18	49	3				VP	0	\$2,100.00
	Exc Award (06/30/2018)																
8131	OVID WILLARD	06/13/1951	Active	15	0	7	-7	-31.82%	25	17	1			IP	T	2	\$50.00
	Exc Award (06/30/2017, 06/30/2018, 06/30/20)																
8132	OWEGO	11/14/1951	Active	10	0	3	-3	-23.08%	13	16	1			R	M	0	\$60.00
8133	PALMYRA-MACEDON PAL-MAC	05/20/1958	Active	26	0	1	-1	-3.70%	28	13	1				VP	1	\$200.00



Club Health Assessment for District 20 E2 through January 2025

Club Number	Club Name	Charter Date	Status	Membership							Reports					Finance	LCIF
				Current Member Count	YTD Members Added	YTD Members Dropped	YTD Net Growth	YTD Net Growth%	Member Count 12 Months Ago	Avg. length of service for dropped members	Months Since Last MMR ***	Yrs. Since Last Officer Report	President Rotation	Vice President Reported ****	Months Since Last Activity Report ***	Account Balance	Donations for current Fiscal Year
			Number of times on status quo within last two years	If below 15 members appears				If net loss is greater than 20% appears			If no report in 3 months appears	When more than one year appears in	Number of repeat terms	Notes the officers that do not have an active	If no report at 12 months appears in red		
8134	PENN YAN	05/26/1969	Active	74	3	2	1	1.37%	79	13	1			N	1		\$2,545.00
	Exc Award (06/30/2017, 06/30/2018, 06/30/2020)																
8135	PHELPS	10/24/1956	Active	9	0	2	-2	-18.18%	11	10	0		3	R	0		\$140.50
	Exc Award (06/30/2023)																
8137	RUSHVILLE	03/30/1953	Active	32	0	2	-2	-5.88%	34	2	1			N	M,VP	1	\$2,590.00
	Exc Award (06/30/2017)																
8139	SODUS	10/31/1972	Active	19	0	1	-1	-5.00%	19	42	0			N	SC	1	\$1,100.00
143590	Sodus Pride Lioness	11/19/2020	Active	43	2	2	0	0.00%	36	2	1			N	SC	1	\$100.00
	Exc Award (06/30/2023, 06/30/2024)																
43467	SPENCER & CANDOR	02/06/1984	Active	28	5	1	4	16.67%	27	14	0		2		VP	0	\$230.00
	Exc Award (06/30/2016, 06/30/2018)																
28175	TIOGA-NICHOLS	03/22/1974	Active	17	0	2	-2	-10.53%	20	20	1		19	R		0	\$210.00
46011	TRUMANSBURG	04/14/1986	Active	14	0	0	0	0.00%	12		6		2		VP,SC	1	\$20.00
	Exc Award (06/30/2016)																
8141	TWIN CITIES	09/05/1935	Active	19	1	1	0	0.00%	20	1	4		10		VP,SC	13	\$440.00
8142	UNION SPRINGS	09/18/1957	Active	61	0	4	-4	-6.15%	68	3	4		2	R	SC	1	\$320.00
	Exc Award (06/30/2017)																
8143	VICTOR	02/05/1940	Active	18	0	1	-1	-5.26%	20	2	4			N	VP	14	\$290.00
8145	WATERLOO	01/28/1947	Active	12	2	2	0	0.00%	12	36	0		5	R	M,SC	0	\$140.00
48255	WATKINS GLEN-MONTOUR FALLS	03/14/1988	Active	37	1	1	0	0.00%	37	3	1				VP,SC	1	\$100.00
8147	WAVERLY	01/28/1930	Active	12	0	0	0	0.00%	12		9		7		P,M,VP,SC	13	\$2,240.00
8148	WEEDSPORT	05/28/1948	Active	17	1	0	1	6.25%	14		0		2	R	M,SC	13	\$40.00
8149	WOLCOTT	05/08/1953	Active	25	1	0	1	4.17%	28		0		2	R	SC	12	\$900.00



Club Health Assessment for District 20 E2 through January 2025

Club Number			Club Name			Charter Date			Status					Membership					Reports					Finance		LCIF
									Current Member Count	YTD Members Added	YTD Members Dropped	YTD Net Growth	YTD Net Growth%	Member Count 12 Months Ago	Avg. length of service for dropped members	Months Since Last MMR ***	Yrs. Since Last Officer Report	President Rotation	Vice President Reported ****	Months Since Last Activity Report ***	Account Balance	Donations for current Fiscal Year				
									Number of times on status quo within last two years	If below 15 members appears			If net loss is greater than 20% appears			If no report in 3 months appears in		When more than one year appears in	Number of repeat terms	Notes the officers that do not have an active		If no report at 12 months appears in red				
Current Total Clubs Count	YTD New Clubs Count	YTD Cancelled Clubs Count	YTD Net Club Gain	Current Total Members Count	YTD Add	YTD Drop	YTD Net Growth	YTD Net Growth %	Member Count 12 Months Ago	Average Member Count Per Club	% of Clubs with less than 20 members	% No MMR in 3 Months	% No Officer Report in 12 Months	% of Clubs with balance 90+ days	Number of Clubs in Status Quo	% Status Quo Clubs in Financial Suspension	Number of Cancelled Clubs	Average Cancelled Club Age	Members Lost Due to Cancellation	% of Clubs Cancelled for Non-Financial Reasons						
35	0	0	0	825	24	47	-23	-2.71%	860	24	60%	40%	0%	0%	0	0%	0	0	0	0%						

* - P - Priority Club. Cancellation Reasons: 1-Objectives/conduct, 2-Non-active club, 5-Non-existing club, 6-Disbanding, 7-Merger, 8-Financial Suspension, 9-District/Multiple District Dues.

** - Abbreviation: P-President, S-Secretary, T-Treasurer, M-Member Chairperson, VP-First Vice President, MC-Communications Chairperson, SC-Service Chairperson

*** - Abbreviation: N/R - Never reported using the Lions Clubs website, N/A - Not applicable, No password registered for the Lions Clubs website.

**** - Abbreviation: N - New, IP - Immediate Past, R - Repeat.




Club Health Assessment for District 20 W through January 2025

			Status	Membership							Reports					Finance		LCIF
Club Number	Club Name	Charter Date		Current Member Count	YTD Members Added	YTD Members Dropped	YTD Net Growth	YTD Net Growth%	Member Count 12 Months Ago	Avg. length of service for dropped members	Months Since Last MMR ***	Yrs. Since Last Officer Report	President Rotation	Vice President Reported ****	Months Since Last Activity Report ***	Account Balance	Donations for current Fiscal Year	
			Number of times on status quo within last two years	If below 15 members appears					If net loss is greater than 20% appears			If no report in 3 months appears in	When more than one year appears in	Number of repeat terms	Notes the officers that do not have an active	If no report at 12 months appears in red		
Clubs less than two years old																		
157350	SUNY UAlbany Campus	03/13/2024	Active	24	0	3	-3	-11.11%	0	0	4			N	M,VP,SC	2		
Clubs more than two years old																		
8295	ALBANY & TROY	09/30/1925	Active	28	3	1	2	7.69%	28	36	0			N	SC	2		\$50.00
8259	BALLSTON SPA	08/29/1949	Active	38	3	3	0	0.00%	36	15	0			N	SC	2		\$1,000.00
8260	BETHLEHEM	11/11/1954	Active	19	1	2	-1	-5.00%	21	15	5			N	SC	16		
75996	BROADALBIN - PERTH	06/30/2003	Active	28	0	2	-2	-6.67%	30	2	1		3	R	SC	0		\$1,100.00
Exc Award (06/30/2022, 06/30/2023)																		
8261	CAMBRIDGE	09/07/1934	Active	10	0	2	-2	-16.67%	12	1	6		2		VP,SC	14		
8153	CHAZY	10/03/1956	Active	42	2	0	2	5.00%	44		3		3	N		0		\$350.00
Exc Award (06/30/2022, 06/30/2023)																		
8155	CLIFTON FINE	11/22/1948	Active	23	0	0	0	0.00%	21		12			N	M,SC	10		\$150.00
8263	CLINTON	01/09/1958	Active	25	1	0	1	4.17%	26		1			R	SC	0		\$550.00
Exc Award (06/30/2019, 06/30/2022, 06/30/2023)																		
8266	DEERFIELD	05/24/1956	Active	5	0	0	0	0.00%	5		6		5		T,M,VP,SC	24+		
8267	DUANE L C	06/16/1955	Active	21	1	3	-2	-8.70%	23	3	1			R	P,M,SC	1		\$1,000.00
8158	EDWARDS	12/11/1961	Active	23	0	4	-4	-14.81%	27	9	5			N	M,SC	14		
Exc Award (06/30/2023)																		
39861	FONDA & FULTONVILLE	05/21/1981	Active	16	0	0	0	0.00%	16		10		3		VP,SC	1		\$50.00
37671	GALWAY	11/16/1979	Active	58	0	4	-4	-6.45%	63	4	3			N	T	0		\$1,680.00
Exc Award (06/30/2019, 06/30/2022)																		
8271	GLENS FALLS	10/31/1939	Active	32	6	3	3	10.34%	36	30	1		3	N	SC	0		\$500.00
8160	GOUVERNEUR	10/31/1935	Active	38	1	2	-1	-2.56%	41	1	2		6		M,VP	2		\$700.00
46507	GREATER HERKIMER	08/11/1986	Active	34	0	1	-1	-2.86%	31	11	3		6	N	M,SC	7		
8278	GREATER JOHNSTOWN	09/14/1961	Active	41	2	4	-2	-4.65%	40	5	0		None		P,S,M,VP,SC	1		
8284	GREATER RAVENNA AREA	09/16/1959	Active	12	1	0	1	9.09%	15		5				M,VP,SC	5		



Club Health Assessment for District 20 W through January 2025

			Status	Membership							Reports					Finance	LCIF	
Club Number	Club Name	Charter Date		Current Member Count	YTD Members Added	YTD Members Dropped	YTD Net Growth	YTD Net Growth%	Member Count 12 Months Ago	Avg. length of service for dropped members	Months Since Last MMR ***	Yrs. Since Last Officer Report	President Rotation	Vice President Reported ****	Months Since Last Activity Report ***	Account Balance	Donations for current Fiscal Year	
			Number of times on status quo within last two years	If below 15 members appears				If net loss is greater than 20% appears			If no report in 3 months appears in	When more than one year appears in	Number of repeat terms	Notes the officers that do not have an active	If no report at 12 months appears in red			
8274	GREENWICH	01/28/1954	Active	34	0	0	0	0.00%	34		2			N	T,SC	3		\$5,250.00
8276	HADLEY LUZERNE	03/25/1947	Active	15	1	1	0	0.00%	15	9	0		3	R	T,VP,SC	1		\$550.00
8161	HEUVELTON	04/18/1972	Active	9	0	0	0	0.00%	9		3		2	R	P,T,M,VP,SC	6		
8277	HOLLAND PATENT	06/12/1972	Active	12	0	5	-5	-29.41%	17	9	3				VP,SC	10		\$500.00
8164	LAKE PLACID	08/18/1939	Active	33	0	0	0	0.00%	32		10		5		VP,SC	5		\$50.00
67378	LISBON	02/28/2003	Active	21	1	0	1	5.00%	20		0		4		M,VP,SC	1		
8165	LONG LAKE	09/11/1957	Active	21	1	0	1	5.00%	18		3		3	R	M,SC	6		\$50.00
Exc Award (06/30/2023)																		
8168	MALONE	10/24/1949	Active	12	0	0	0	0.00%	10		6		8		M,VP,SC	1		\$1,000.00
127665	Marcy Telephone	05/27/2016	Active	9	0	0	0	0.00%	9		22		5		M,VP,SC	12		
8279	MECHANICVILLE-STILLWATER L C	01/13/1942	Active	28	0	0	0	0.00%	28		6			N	SC	2		\$150.00
8281	NEW HARTFORD NY MILLS WHITESTOWN	01/28/1948	Active	13	1	0	1	8.33%	12		2			N	SC	1		
8171	NEWCOMB	01/25/1966	Active	46	0	6	-6	-11.54%	50	6	0		3	N	M,SC	0		
8173	OGDENSBURG	10/27/1955	Active	35	0	3	-3	-7.89%	39	29	2		2	R	SC	7		
8174	PERU	01/23/1945	Active	26	0	0	0	0.00%	27		8			N		1		\$1,820.00
Exc Award (06/30/2023)																		
8175	PLATTSBURGH	09/25/1939	Active	36	1	2	-1	-2.70%	36	2	4		3	N		1		\$1,000.00
Exc Award (06/30/2023)																		
8176	RAQUETTE RIVER	09/25/1936	Active	22	0	1	-1	-4.35%	23	5	0		2		M,VP,SC	11		\$50.00
8178	SARANAC LAKE	08/30/1939	Active(2)	5	5	4	1	25.00%	4	12	0		12	R	M,SC	1		
8287	SARATOGA SPRINGS	10/15/1925	Active	77	1	1	0	0.00%	79	26	2			N		0		\$70.00
8291	SAUQUOIT VALLEY	06/30/1955	Active	33	0	0	0	0.00%	34		6		4	R		0		\$650.00
Exc Award (06/30/2024)																		
8289	SCHUYLERVILLE	05/17/1962	Active	17	0	0	0	0.00%	17		6		6	R	M,SC	4		\$1,650.00
8290	SCOTIA-GLENVILLE	09/08/1954	Active	22	1	1	0	0.00%	23	46	3		5	R	M,SC	2		\$50.00
8292	SPECULATOR	05/15/1952	Active	15	9	8	1	7.14%	14	15	4				VP,SC	2		



Club Health Assessment for District 20 W through January 2025

					Membership										Reports				Finance		LCIF
Club Number	Club Name	Charter Date	Status	Current Member Count	YTD Members Added	YTD Members Dropped	YTD Net Growth	YTD Net Growth%	Member Count 12 Months Ago	Avg. length of service for dropped members	Months Since Last MMR ***	Yrs. Since Last Officer Report	President Rotation	Vice President Reported ****	Months Since Last Activity Report ***	Account Balance	Donations for current Fiscal Year				
			Number of times on status quo within last two years	If below 15 members appears				If net loss is greater than 20% appears			If no report in 3 months appears in	When more than one year appears in	Number of repeat terms		Notes the officers that do not have an active	If no report at 12 months appears in red					
45321	TOWN OF GREENFIELD	08/09/1985	Active	33	1	0	1	3.13%	30		3		2	R	3		\$140.00				
	Exc Award (06/30/2022)																				
8293	TOWN OF HOOSICK	10/27/1960	Active	34	2	2	0	0.00%	34	4	0			N	M,SC	0	\$100.00				
8183	TOWN OF SCHROON	10/09/1957	Active	41	5	2	3	7.89%	39	4	0			N	P,SC	2	\$100.00				
	Exc Award (06/30/2022)																				
30570	TOWN OF WRIGHT/SCHOHARIE VLY	04/16/1975	Active	10	0	0	0	0.00%	10		9		6		S,M,VP,SC	9					
8184	TUPPER LAKE	08/12/1935	Active	40	2	0	2	5.26%	39		6		None	R	P,M,SC	1					
8296	UTICA	02/08/1924	Active	10	1	2	-1	-9.09%	11	39	0		None		P,M,VP,SC	0	\$500.00				
8297	WATERFORD	11/24/1939	Active	15	0	4	-4	-21.05%	19	9	4		5		M,VP,SC	14	90+ Days \$100.00				
Current Total Clubs Count	YTD New Clubs Count	YTD Cancelled Clubs Count	YTD Net Club Gain	Current Total Members Count	YTD Add	YTD Drop	YTD Net Growth	YTD Net Growth %	Member Count 12 Months Ago	Average Member Count Per Club	% of Clubs with less than 20 members	% No MMR in 3 Months	% No Officer Report in 12 Months	% of Clubs with balance 90+ days	Number of Clubs in Status Quo	% Status Quo Clubs in Financial Suspension	Number of Cancelled Clubs	Average Cancelled Club Age	Members Lost Due to Cancellation	% of Clubs Cancelled for Non-Financial Reasons	
48	0	0	0	1,241	53	76	-23	-1.82%	1,247	26	35%	58%	0%	2%	0	0%	0	0	0	0%	

* - P - Priority Club. Cancellation Reasons: 1-Objectives/conduct, 2-Non-active club, 5-Non-existing club, 6-Disbanding, 7-Merger, 8-Financial Suspension, 9-District/Multiple District Dues.

** - Abbreviation: P-President, S-Secretary, T-Treasurer, M-Member Chairperson, VP-First Vice President, MC-Communications Chairperson, SC-Service Chairperson

*** - Abbreviation: N/R - Never reported using the Lions Clubs website, N/A - Not applicable, No password registered for the Lions Clubs website.

**** - Abbreviation: N - New, IP - Immediate Past, R - Repeat.



Club Health Assessment for District 20 Y through January 2025

			Status	Membership							Reports					Finance		LCIF
Club Number	Club Name	Charter Date		Current Member Count	YTD Members Added	YTD Members Dropped	YTD Net Growth	YTD Net Growth%	Member Count 12 Months Ago	Avg. length of service for dropped members	Months Since Last MMR ***	Yrs. Since Last Officer Report	President Rotation	Vice President Reported ****	Months Since Last Activity Report ***	Account Balance	Donations for current Fiscal Year	
			Number of times on status quo within last two years	If below 15 members appears				If net loss is greater than 20% appears			If no report in 3 months appears in	When more than one year appears in	Number of repeat terms	Notes the officers that do not have an active	If no report at 12 months appears in red			
Clubs more than two years old																		
41155	BAINBRIDGE	04/05/1982	Active	44	2	3	-1	-2.22%	35	9	0			N	3		\$2,000.00	
8187	BALDWINSVILLE	09/01/1948	Active	18	2	0	2	12.50%	16		3		2	N	SC	0	\$71.00	
8188	BINGHAMTON	11/19/1924	Active(1)	16	0	0	0	0.00%	15		2			N	SC	1	\$150.00	
150240	Boonville	03/28/2022	Active	62	6	0	6	10.71%	64		0		4	N		0	\$95.00	
Exc Award (06/30/2023)																		
8191	CAMDEN	11/13/1963	Active	27	4	2	2	8.00%	29	3	0			N	SC	3	\$500.00	
Exc Award (06/30/2023)																		
8192	CANASTOTA	11/10/1947	Active	37	0	1	-1	-2.63%	38	5	4		7	R		2	\$844.00	
Exc Award (06/30/2018, 06/30/2023)																		
8151	CAPE VINCENT	02/15/1971	Active	20	4	3	1	5.26%	20	15	0		11		M,VP,SC	2	\$595.00	
8152	CARTHAGE	09/16/1940	Active	26	1	0	1	4.00%	31		4		7	R	M,SC	2		
8193	CAZENOVIA	04/17/1969	Active	33	1	0	1	3.13%	35		0		2	R	M	2		
8194	CENTRAL SQUARE	11/19/1948	Active	25	2	0	2	8.70%	23		0			N		0	\$500.00	
Exc Award (06/30/2020, 06/30/2023)																		
8196	CHITTENANGO	12/15/1971	Active	45	1	0	1	2.27%	44		1			N		1	\$1,076.00	
Exc Award (06/30/2023)																		
8154	CLAYTON	10/31/1955	Active	20	0	2	-2	-9.09%	22	14	2			N	M,SC	1	\$136.00	
8199	COOPERSTOWN	12/08/1950	Active	42	3	4	-1	-2.33%	40	36	0		2		VP,SC	3	\$1,150.00	
Exc Award (06/30/2020, 06/30/2023)																		
8156	CROGHAN	12/19/1958	Active	20	4	2	2	11.11%	19	2	1			N	SC	0	\$231.00	
Exc Award (06/30/2023)																		
8201	DEPOSIT	04/18/1955	Active	13	3	0	3	30.00%	13		4			N		2	90+ Days \$435.00	
8202	DOWNSVILLE	08/19/1954	Active	13	1	0	1	8.33%	13		0				VP,SC	13	\$20.00	
8204	ENDICOTT	09/14/1938	Active	7	0	0	0	0.00%	7		7			N		16	\$891.00	
Exc Award (06/30/2020, 06/30/2021)																		
8207	FULTON	02/27/1953	Active	29	3	1	2	7.41%	28	29	0			N		0	\$622.00	



Club Health Assessment for District 20 Y through January 2025

			Status	Membership							Reports					Finance		LCIF
Club Number	Club Name	Charter Date		Current Member Count	YTD Members Added	YTD Members Dropped	YTD Net Growth	YTD Net Growth%	Member Count 12 Months Ago	Avg. length of service for dropped members	Months Since Last MMR ***	Yrs. Since Last Officer Report	President Rotation	Vice President Reported ****	Months Since Last Activity Report ***	Account Balance	Donations for current Fiscal Year	
			Number of times on status quo within last two years	If below 15 members appears				If net loss is greater than 20% appears			If no report in 3 months appears in	When more than one year appears in	Number of repeat terms	Notes the officers that do not have an active	If no report at 12 months appears in red			
8208	GREENE	09/17/1951	Active	62	1	1	0	0.00%	64	3	0			N	1		\$448.00	
	Exc Award (06/30/2020, 06/30/2023)																	
146205	Hastings	05/19/2021	Active(1)	24	0	3	-3	-11.11%	27	3	3			N	0		\$39.00	
	Exc Award (06/30/2023)																	
8211	JOHNSON CITY	08/28/1947	Active(1)	11	0	4	-4	-26.67%	15	6	1		6	R	T,SC	0		
	Exc Award (06/30/2023)																	
8166	LOWVILLE	10/10/1955	Active	47	4	4	0	0.00%	54	10	0		3	R		0	\$2,192.00	
	Exc Award (06/30/2017, 06/30/2018, 06/30/2020)																	
8215	MANLIUS	02/11/1947	Active	12	0	0	0	0.00%	12		7		7	R	M,SC	8	\$10.00	
8216	MARATHON	07/12/1951	Active	27	2	1	1	3.85%	27	50	2			N	VP,SC	24+	\$415.00	
8217	MARTISCO	02/09/1970	Active	35	2	2	0	0.00%	32	2	2		2	R		1	\$927.00	
8219	MC GRAW	02/24/1956	Active	14	0	0	0	0.00%	12		12		6	R	M	6	\$350.00	
8222	MORRISVILLE	10/08/1959	Active	25	1	0	1	4.17%	27		0		3	N	SC	1	\$642.00	
8225	NORTH SYRACUSE - LIVERPOOL	03/07/1956	Active	17	0	2	-2	-10.53%	20	4	0			N	M	1	\$78.00	
	Exc Award (06/30/2023)																	
8230	ONEONTA	07/14/1930	Active	12	0	0	0	0.00%	12		5				VP,SC	24+	\$10.00	
8231	OSWEGO	01/31/1956	Active	16	0	4	-4	-20.00%	21	10	0		2	R	M,SC	1	\$65.50	
8232	OXFORD	02/28/1967	Active	35	3	2	1	2.94%	34	23	2		2	N	M,VP,SC	3	\$65.00	
8235	POMPEY	02/04/1965	Active	39	2	1	1	2.63%	38	5	4				VP	0	\$1,490.00	
	Exc Award (06/30/2021, 06/30/2023)																	
8236	PULASKI	11/16/1961	Active	15	0	0	0	0.00%	14		3		3	R		0	\$225.00	
	Exc Award (06/30/2023)																	
8237	RICHFIELD SPRINGS	11/25/1969	Active	15	0	2	-2	-11.76%	18	36	1		3	R		5		
8239	ROME	10/21/1952	Active	31	4	2	2	6.90%	28	9	4				VP	1	\$417.00	
	Exc Award (06/30/2022, 06/30/2023)																	
8241	SKANEATELES	07/25/1951	Active	20	0	3	-3	-13.04%	23	1	4			R	SC	4	\$38.00	
8242	SOLVAY-GEDDES-CAMILLUS LC	04/20/1951	Active	23	1	1	0	0.00%	23	73	3			IP		0	\$37.00	



Club Health Assessment for District 20 Y through January 2025

			Status		Membership						Reports					Finance		LCIF		
Club Number	Club Name	Charter Date		Current Member Count	YTD Members Added	YTD Members Dropped	YTD Net Growth	YTD Net Growth%	Member Count 12 Months Ago	Avg. length of service for dropped members	Months Since Last MMR ***	Yrs. Since Last Officer Report	President Rotation	Vice President Reported ****	Months Since Last Activity Report ***	Account Balance	Donations for current Fiscal Year			
			Number of times on status quo within last two years	If below 15 members appears				If net loss is greater than 20% appears			If no report in 3 months appears in	When more than one year appears in	Number of repeat terms	Notes the officers that do not have an active	If no report at 12 months appears in red					
8179	SOUTH JEFFERSON	11/02/1950	Active	21	0	1	-1	-4.55%	26	2	2			N	1		\$89.00			
	Exc Award (06/30/2018, 06/30/2020, 06/30/2021)																			
8167	SOUTH LEWIS L C	04/10/1947	Active	24	1	0	1	4.35%	25		0		2	VP	1		\$64.00			
	Exc Award (06/30/2021, 06/30/2023)																			
130655	Syracuse CVR	04/06/2017	Active	11	0	8	-8	-42.11%	18	3	0			R M,SC	2					
8244	SYRACUSE EASTWOOD	05/29/1947	Active	10	0	2	-2	-16.67%	16	21	2		8 R	M,SC	2					
8243	SYRACUSE HOST	04/04/1924	Active	30	8	5	3	11.11%	28	10	0			N	0		\$2,150.00			
	Exc Award (06/30/2020, 06/30/2022, 06/30/2023)																			
140895	Syracuse Upstate Diabetes	02/14/2020	Active	12	0	0	0	0.00%	12		5		2	VP,SC	24					
8181	TOWN OF BROWNVILLE	11/19/1958	Active	12	1	0	1	9.09%	11		0		8 R	VP,SC	13		\$15.00			
8250	WALTON	05/20/1964	Active	14	0	10	-10	-41.67%	24	10	4			N M,SC	6		\$122.00			
8186	WATERTOWN	08/12/1938	Active	10	4	1	3	42.86%	7	5	0			IP SC	0		\$25.00			
8251	WEST CORNERS	02/28/1962	Active	16	0	0	0	0.00%	16		5			VP,SC	2					
8253	WINDSOR	09/25/1947	Active	20	0	0	0	0.00%	21		6			N SC	5		\$90.00			
	Exc Award (06/30/2022)																			
Current Total Clubs Count	YTD New Clubs Count	YTD Cancelled Clubs Count	YTD Net Club Gain	Current Total Members Count	YTD Add	YTD Drop	YTD Net Growth	YTD Net Growth %	Member Count 12 Months Ago	Average Member Count Per Club	% of Clubs with less than 20 members	% No MMR in 3 Months	% No Officer Report in 12 Months	% of Clubs with balance 90+ days	Number of Clubs in Status Quo	% Status Quo Clubs in Financial Suspension	Number of Cancelled Clubs	Average Cancelled Club Age	Members Lost Due to Cancellation	% of Clubs Cancelled for Non-Financial Reasons
48	0	0	0	1,157	71	77	-6	-0.52%	1,197	24	42%	38%	0%	2%	0	0%	0	0	0	0%

* - P - Priority Club. Cancellation Reasons: 1-Objectives/conduct, 2-Non-active club, 5-Non-existing club, 6-Disbanding, 7-Merger, 8-Financial Suspension, 9-District/Multiple District Dues.

** - Abbreviation: P-President, S-Secretary, T-Treasurer, M-Member Chairperson, VP-First Vice President, MC-Communications Chairperson, SC-Service Chairperson

*** - Abbreviation: N/R - Never reported using the Lions Clubs website, N/A - Not applicable, No password registered for the Lions Clubs website.

**** - Abbreviation: N - New, IP - Immediate Past, R - Repeat.



Club Health Assessment for District 20 O through January 2025

			Status	Membership							Reports					Finance	LCIF
Club Number	Club Name	Charter Date		Current Member Count	YTD Members Added	YTD Members Dropped	YTD Net Growth	YTD Net Growth%	Member Count 12 Months Ago	Avg. length of service for dropped members	Months Since Last MMR ***	Yrs. Since Last Officer Report	President Rotation	Vice President Reported ****	Months Since Last Activity Report ***	Account Balance	Donations for current Fiscal Year
			Number of times on status quo within last two years	If below 15 members appears				If net loss is greater than 20% appears			If no report in 3 months appears in	When more than one year appears in	Number of repeat terms	Notes the officers that do not have an active	If no report at 12 months appears in red		
Clubs more than two years old																	
8298	AMENIA	10/05/1948	Active	30	2	6	-4	-11.76%	33	31	0			N	SC	1	\$250.00
127183	Beacon Community	03/31/2016	Active	11	1	0	1	10.00%	8		3		3	R	M,SC	4	
8300	BETHEL	06/05/1967	Active	33	0	2	-2	-5.71%	34	12	1		4	N		1	\$400.00
8302	CHATHAM	05/04/1955	Active	36	0	0	0	0.00%	36		1			N	SC	0	\$500.00
8303	CORNWALL	09/30/1932	Active	50	2	6	-4	-7.41%	52	31	0			N		0	\$650.00
Exc Award (06/30/2024)																	
110423	ELDRED	02/24/2011	Active	16	0	0	0	0.00%	16		10		11	R	M,VP,SC	2	
8305	FLORIDA	05/28/1962	Active	12	1	0	1	9.09%	12		4		11	N	SC	1	\$530.00
68732	GOSHEN	04/21/2003	Active	28	1	3	-2	-6.67%	29	8	1			R	SC	0	\$470.00
Exc Award (06/30/2018)																	
102626	GREATER WASHINGTONVILLE	06/24/2008	Active	5	0	1	-1	-16.67%	6	3	0		5	R	M,SC	24+	
8308	GREENWOOD LAKE	11/26/1951	Active	32	13	0	13	68.42%	20		1			N		0	\$950.00
Exc Award (06/30/2024)																	
8311	HUDSON	08/20/1941	Active	20	0	0	0	0.00%	22		7		2	R	M,VP,SC	1	
8312	HURLEY	04/27/1955	Active	23	3	5	-2	-8.00%	25	22	0		2	R	M,SC	1	\$470.00
8313	HYDE PARK	11/26/1941	Active	14	1	1	0	0.00%	15	26	4		6	R	M	4	\$240.00
8314	JEFFERSONVILLE	04/28/1947	Active	10	0	0	0	0.00%	10		0		23	R	SC	13	\$1,000.00
8316	KINGSTON	05/28/1941	Active	21	2	0	2	10.53%	19		0		10	R	SC	24+	90+ Days
8317	LA GRANGE L C	04/19/1967	Active	24	2	0	2	9.09%	24		0			N	SC	0	\$500.00
Exc Award (06/30/2024)																	
8319	LIBERTY	08/19/1932	Active	15	0	0	0	0.00%	15		9		10	R	SC	2	
40107	LUMBERLAND	06/29/1981	Active	30	1	0	1	3.45%	30		3		12	R	M,SC	1	\$400.00
8320	MAMAKATING L C	05/13/1968	Active	13	0	1	-1	-7.14%	14	2	4		2	R	SC	3	
8321	MARLBORO MILTON	01/30/1947	Active	73	17	0	17	30.36%	57		0			N	SC	2	\$3,005.00
Exc Award (06/30/2022, 06/30/2023, 06/30/2024)																	



Club Health Assessment for District 20 O through January 2025

			Status	Membership							Reports					Finance	LCIF
Club Number	Club Name	Charter Date		Current Member Count	YTD Members Added	YTD Members Dropped	YTD Net Growth	YTD Net Growth%	Member Count 12 Months Ago	Avg. length of service for dropped members	Months Since Last MMR ***	Yrs. Since Last Officer Report	President Rotation	Vice President Reported ****	Months Since Last Activity Report ***	Account Balance	Donations for current Fiscal Year
			Number of times on status quo within last two years	If below 15 members appears					If net loss is greater than 20% appears		If no report in 3 months appears in	When more than one year appears in	Number of repeat terms	Notes the officers that do not have an active	If no report at 12 months red		
8322	MIDDLETOWN	09/09/1936	Active	61	3	0	3	5.17%	62		0			R	2		\$295.00
45081	MINISINK VALLEY	06/27/1985	Active	16	9	1	8	100.00%	9	3	0			VP,SC	1		
8325	MONROE	05/02/1961	Active	26	0	0	0	0.00%	25		7		3	R	M,SC	0	\$1,200.00
Exc Award (06/30/2024)																	
8328	NEW WINDSOR	11/30/1953	Active	4	0	0	0	0.00%	4		19		3	R	M,VP,SC	24+	
8326	NEWBURGH	11/19/1923	Active	22	2	0	2	10.00%	22		2			N		0	\$150.00
8330	NORTHERN COLUMBIA	12/16/1947	Active	20	1	1	0	0.00%	21	62	0			N	SC	6	\$300.00
8332	OTISVILLE	11/05/1953	Active	13	0	3	-3	-18.75%	16	23	0		11		M,VP,SC	21	
8333	PAWLING	05/04/1955	Active	20	0	1	-1	-4.76%	22	3	0			R	M,SC	1	
46398	PINE BUSH	06/26/1986	Active	25	4	0	4	19.05%	22		0		2	N		0	\$335.00
8334	PINE PLAINS	10/15/1953	Active	26	1	3	-2	-7.14%	30	27	0			N	M,SC	2	\$100.00
8336	PLEASANT VALLEY	01/18/1954	Active	27	8	1	7	35.00%	23	0	0			N	M,VP,SC	2	\$750.00
40355	RHINEBECK	09/25/1981	Active	38	3	0	3	8.57%	43		1		6	R		3	\$1,000.00
8340	RIP VAN WINKLE	09/17/1953	Active	49	1	2	-1	-2.00%	49	5	0		6	R	M,SC	24+	
8342	RONDOUT VALLEY	10/18/1950	Active	30	5	2	3	11.11%	29	62	3		2	N	M,SC	5	\$2,550.00
8343	SAUGERTIES	10/14/1932	Active	28	3	0	3	12.00%	28		4		4		T,M,VP,SC	0	\$1,450.00
8344	STANFORD	06/24/1958	Active	18	0	0	0	0.00%	18		15		6	R	SC	24+	\$50.00
8345	THE TOWN OF DOVER	10/21/1948	Active	47	2	2	0	0.00%	47	4	0		3	R	M,SC	0	\$1,065.00
Exc Award (06/30/2024)																	
37509	TOWN OF DEERPARK	09/17/1979	Active	11	0	0	0	0.00%	15		7		3	R	VP	0	\$50.00
8347	TOWN OF ESOPUS	05/23/1955	Active	2	0	0	0	0.00%	2		10		13		S,M,VP,SC	24+	
8354	TOWN OF FALLSBURG L C	03/15/1951	Active	43	0	0	0	0.00%	43		3			N	SC	0	
8348	TOWN OF HIGHLAND	10/28/1953	Active	31	2	0	2	6.90%	30		7			R	SC	0	\$50.00
8352	TOWN OF WOODBURY	02/08/1962	Active	22	0	1	-1	-4.35%	24	42	0			N	M,SC	1	\$1,000.00
34627	TRI-VALLEY	11/18/1977	Active	45	3	1	2	4.65%	42	25	1		4	R	SC	2	\$285.00



Club Health Assessment for District 20 O through January 2025

				Membership										Reports					Finance		LCIF
Club Number	Club Name	Charter Date			Current	YTD	YTD	YTD	YTD	Member	Avg. length	Months Since Last MMR ***	Yrs. Since Last Officer Report	President Rotation	Vice President Reported ****	Months Since Last Activity Report ***	Account Balance	Donations for current Fiscal Year			
					Member Count	Members Added	Members Dropped	Net Growth	Net Growth%	Count 12 Months Ago	of service for dropped members										
			Number of times on status quo within last two years		If below 15 members appears					If net loss is greater than 20% appears		If no report in 3 months appears in	When more than one year appears in	Number of repeat terms	Notes the officers that do not have an active	If no report at 12 months appears in red					
33421	TUSTEN L C	03/15/1977	Active		4	0	0	0	0.00%	4		7		15	N SC	24+					
8356	WALLKILL	03/30/1955	Active		38	3	1	2	5.56%	38	24	0		2	R M,SC	1		\$300.00			
8358	WARWICK	12/13/1948	Active		43	5	1	4	10.26%	44	56	0		2	R	0		\$2,433.00			
Current Total Clubs Count	YTD New Clubs Count	YTD Cancelled Clubs Count	YTD Net Club Gain	Current Total Members Count	YTD Add	YTD Drop	YTD Net Growth	YTD Net Growth %	Member Count 12 Months Ago	Average Member Count Per Club	% of Clubs with less than 20 members	% No MMR in 3 Months	% No Officer Report in 12 Months	% of Clubs with balance 90+ days	Number of Clubs in Status Quo	% Status Quo Clubs in Financial Suspension	Number of Cancelled Clubs	Average Cancelled Club Age	Members Lost Due to Cancellation	% of Clubs Cancelled for Non-Financial Reasons	
46	0	0	0	1,205	101	45	56	4.87%	1,189	26	33%	39%	0%	2%	0	0%	0	0	0	0%	

* - P - Priority Club. Cancellation Reasons: 1-Objectives/conduct, 2-Non-active club, 5-Non-existing club, 6-Disbanding, 7-Merger, 8-Financial Suspension, 9-District/Multiple District Dues.

** - Abbreviation: P-President, S-Secretary, T-Treasurer, M-Member Chairperson, VP-First Vice President, MC-Communications Chairperson, SC-Service Chairperson

*** - Abbreviation: N/R - Never reported using the Lions Clubs website, N/A - Not applicable, No password registered for the Lions Clubs website.

**** - Abbreviation: N - New, IP - Immediate Past, R - Repeat.



Club Health Assessment for District 20 R1 through January 2025

			Status	Membership							Reports					Finance		LCIF
Club Number	Club Name	Charter Date		Current Member Count	YTD Members Added	YTD Members Dropped	YTD Net Growth	YTD Net Growth%	Member Count 12 Months Ago	Avg. length of service for dropped members	Months Since Last MMR ***	Yrs. Since Last Officer Report	President Rotation	Vice President Reported ****	Months Since Last Activity Report ***	Account Balance	Donations for current Fiscal Year	
			Number of times on status quo within last two years	If below 15 members appears					If net loss is greater than 20% appears			If no report in 3 months appears in	When more than one year appears in	Number of repeat terms	Notes the officers that do not have an active	If no report at 12 months appears in red		
Clubs less than two years old																		
154408	Rockland Centennial Hybrid	05/17/2023	Active	29	7	1	6	26.09%	25	0	1			N	M,SC	1		
Clubs more than two years old																		
8379	ARMONK	08/29/1939	Active	18	0	0	0	0.00%	20		4		3	R	M,SC	24+		
8360	BEDFORD HILLS	05/31/1939	Active	21	0	1	-1	-4.55%	22	62	1		4	R		0		
Exc Award (06/30/2021)																		
8361	BEDFORD VILLAGE	12/11/1946	Active	23	0	0	0	0.00%	25		5		14	R	M,VP,SC	13		
8362	BLAUVELT	05/28/1953	Active	37	4	1	3	8.82%	35	2	2			N	SC	0	\$50.00	
Exc Award (06/30/2024)																		
8363	BREWSTER	03/15/1927	Active	9	0	0	0	0.00%	13		5		8		M,VP,SC	16	90+ Days	
38283	CARMEL KENT L C	04/08/1980	Active	15	0	1	-1	-6.25%	16	3	1				M,VP,SC	1	\$50.00	
8377	CLARKSTOWN	05/26/1959	Active(1)	11	2	2	0	0.00%	11	3	0				M,VP	18	\$2,360.00	
8366	COLD SPRING	01/06/1939	Active	21	1	6	-5	-19.23%	26	6	1			N	T,M,SC	24+	\$500.00	
8368	CROTON ON HUDSON	10/26/1939	Active	29	11	8	3	11.54%	27	9	0		2	N	VP,SC	16		
8370	HENDRICK HUDSON	01/07/1954	Active	21	0	0	0	0.00%	23		6			R		14	\$50.00	
8373	LEWISBORO L C	03/05/1958	Active	43	1	1	0	0.00%	42	5	2		7	N	SC	2		
8376	MOUNT KISCO	11/23/1925	Active	30	6	4	2	7.14%	24	9	3				M,VP,SC	2		
Exc Award (06/30/2024)																		
30233	NORTH ROCKLAND	02/17/1975	Active	12	0	0	0	0.00%	12		5		2	R	M,SC	1	\$100.00	
8380	NORTH SALEM	10/16/1967	Active	35	6	0	6	20.69%	29		0			R	M,SC	10	\$1,000.00	
8384	PEARL RIVER	06/09/1949	Active	33	2	0	2	6.45%	29		2			R		0	\$2,479.00	
Exc Award (06/30/2017, 06/30/2018, 06/30/2020)																		
8385	PEEKSKILL	05/09/1934	Active	9	0	1	-1	-10.00%	10	42	1		12	R	M,SC	18		
123415	Piermont	10/23/2014	Cancelled(8*)	0	0	11	-11	-100.00%	11	9	38	1	None		P,S,T,M,VP SC	24+	90+ Days	
8386	PLEASANTVILLE	12/23/1930	Active	46	2	0	2	4.55%	42		4				S,M,VP,SC	1	\$25.00	
8374	RAMAPO	10/13/1964	Active	15	0	0	0	0.00%	15		4		2		M,VP,SC	5		



Club Health Assessment for District 20 R1 through January 2025

			Status	Membership							Reports					Finance		LCIF
Club Number	Club Name	Charter Date		Current Member Count	YTD Members Added	YTD Members Dropped	YTD Net Growth	YTD Net Growth%	Member Count 12 Months Ago	Avg. length of service for dropped members	Months Since Last MMR ***	Yrs. Since Last Officer Report	President Rotation	Vice President Reported ****	Months Since Last Activity Report ***	Account Balance	Donations for current Fiscal Year	
			Number of times on status quo within last two years	If below 15 members appears				If net loss is greater than 20% appears			If no report in 3 months appears in	When more than one year appears in	Number of repeat terms	Notes the officers that do not have an active	If no report at 12 months appears in red			
78171	ROCKLAND INDO-AMERICAN	01/30/2004	P- Active(1)	0	0	0	0	0.00%	0		14	1	None	P,S,T,M,VP SC	24+			
	Exc Award (06/30/2017)																	
8388	SOMERS	06/21/1966	Active	122	4	0	4	3.39%	119		0			N SC	3			
	Exc Award (06/30/2023)																	
8391	STONY POINT	10/04/1944	Active(2)	18	19	19	0	0.00%	18	24	0		4	M,VP,SC	24+			
8392	SUFFERN	12/06/1939	Active	9	0	3	-3	-25.00%	13	1	1		4	R SC	0		\$100.00	
8393	THORNWOOD	01/26/1956	Active(1)	17	5	6	-1	-5.56%	18	19	3			P,T,M,VP,SC	24+			
8394	VALHALLA	10/24/1963	Active	25	0	0	0	0.00%	24		5			N	1		\$360.00	
8397	YORKTOWN	11/29/1960	Active	53	0	4	-4	-7.02%	54	21	0		3	N SC	10		\$1,150.00	

Clubs Cancelled Previous Fiscal Year – Clubs Cancelled within last 12 months may be reinstated

Club Number	Club Name	Charter Date	Current Status*	Cancellation Date
131108	Mahopac	06/27/2017	Cancelled(8*)	06/29/2024
133600	Rockland Universal	01/10/2018	Cancelled(8*)	06/29/2024

Current Total Clubs Count	YTD New Clubs Count	YTD Cancelled Clubs Count	YTD Net Club Gain	Current Total Members Count	YTD Add	YTD Drop	YTD Net Growth	YTD Net Growth %	Member Count 12 Months Ago	Average Member Count Per Club	% of Clubs with less than 20 members	% No MMR in 3 Months	% No Officer Report in 12 Months	% of Clubs with balance 90+ days	Number of Clubs in Status Quo	% Status Quo Clubs in Financial Suspension	Number of Cancelled Clubs	Average Cancelled Club Age	Members Lost Due to Cancellation	% of Clubs Cancelled for Non-Financial Reasons
26	0	1	-1	701	70	69	1	0.14%	703	27	42%	42%	4%	4%	0	0%	1	24	11	-200%

* - P - Priority Club. Cancellation Reasons: 1-Objectives/conduct, 2-Non-active club, 5-Non-existing club, 6-Disbanding, 7-Merger, 8-Financial Suspension, 9-District/Multiple District Dues.


** - Abbreviation: P-President, S-Secretary, T-Treasurer, M-Member Chairperson, VP-First Vice President, MC-Communications Chairperson, SC-Service Chairperson

*** - Abbreviation: N/R - Never reported using the Lions Clubs website, N/A - Not applicable, No password registered for the Lions Clubs website.

**** - Abbreviation: N - New, IP - Immediate Past, R - Repeat.



Club Health Assessment for District 20 R2 through January 2025

			Status	Membership							Reports					Finance	LCIF	
Club Number	Club Name	Charter Date		Current Member Count	YTD Members Added	YTD Members Dropped	YTD Net Growth	YTD Net Growth%	Member Count 12 Months Ago	Avg. length of service for dropped members	Months Since Last MMR ***	Yrs. Since Last Officer Report	President Rotation	Vice President Reported ****	Months Since Last Activity Report ***	Account Balance	Donations for current Fiscal Year	
			Number of times on status quo within last two years	If below 15 members appears					If net loss is greater than 20% appears			If no report in 3 months appears in	When more than one year appears in	Number of repeat terms	Notes the officers that do not have an active	If no report at 12 months appears in red		
Clubs less than two years old																		
156452	New York Agape Foundation	11/10/2023	Active	21	21	20	1	5.00%	23	1	1		2	S,T,M,VP,SC	N/R			
Clubs more than two years old																		
8404	ARDSLEY-DOBBS FERRY-I -T R L C	06/06/1949	Active(2)	6	0	0	0	0.00%	6		17		6	S,VP,SC	24+			
8410	LARCHMONT MAMARONECK	09/28/1923	Active	59	7	0	7	13.46%	50		0		2	N	1		\$20.00	
Exc Award (06/30/2022, 06/30/2024)																		
8411	MOUNT VERNON	01/30/1923	Active	13	0	2	-2	-13.33%	15	34	5		11	M,VP,SC	5		\$50.00	
8412	NEW ROCHELLE	01/03/1923	Active	23	0	2	-2	-8.00%	25	16	3		9	R SC	12			
105886	NEW YORK ANN SULLIVAN-WHITE PLAINS	06/17/2009	Active	17	2	3	-1	-5.56%	15	4	4		N	SC	3		\$1,950.00	
33308	NEW YORK ASIAN-AM	02/25/1977	Active(2)	12	0	0	0	0.00%	12		14		7	M,VP,SC	N/R			
123720	New York Bangladeshi American	12/01/2014	Active	144	23	14	9	6.67%	126	5	1		N	T,SC	15		\$2,000.00	
Exc Award (06/30/2022)																		
62565	NEW YORK BARAHONA	12/20/1999	Active	16	0	0	0	0.00%	16		4		N	P,M	1			
Exc Award (06/30/2016, 06/30/2023)																		
8414	NEW YORK BORINQUEN	05/03/1966	Active(1)	19	1	5	-4	-17.39%	24	15	1		2	N M,VP	0			
Exc Award (06/30/2018)																		
150285	New York Builders for Hope	05/26/2022	Active	28	0	0	0	0.00%	28		8			S,T,M,VP,SC	3			
111408	NEW YORK CITY 5TH AVENUE	06/20/2011	Active(2)	5	2	11	-9	-64.29%	14	8	1			S,T,M,VP,SC	N/A			
107309	NEW YORK CITY SUNY OPTOMETRY	01/25/2010	Active	21	12	11	1	5.00%	20	1	3		N	T,M,SC	24+			
47597	NEW YORK COSMOPOLITAN	06/30/1987	Active(1)	23	3	0	3	15.00%	21		1		2	R	24+	90+ Days	\$250.00	
44716	NEW YORK EAGLE	03/20/1985	Active(1)	11	0	3	-3	-21.43%	12	8	1		2	M,VP,SC	0			
Exc Award (06/30/2018)																		
111416	NEW YORK FINANCIAL DISTRICT	06/22/2011	Active	68	1	8	-7	-9.33%	71	3	1		12	N M,SC	24+	90+ Days	\$50.00	
126255	New York Global Leaders	11/25/2015	Active	24	2	0	2	9.09%	19		1		10	R	24+			
35541	NEW YORK HIGHBRIDGE	05/10/1978	Active	22	0	0	0	0.00%	20		10		2	N VP	7		\$1,000.00	




Club Health Assessment for District 20 R2 through January 2025

			Status	Membership							Reports					Finance		LCIF
Club Number	Club Name	Charter Date		Current Member Count	YTD Members Added	YTD Members Dropped	YTD Net Growth	YTD Net Growth%	Member Count 12 Months Ago	Avg. length of service for dropped members	Months Since Last MMR ***	Yrs. Since Last Officer Report	President Rotation	Vice President Reported ****	Months Since Last Activity Report ***	Account Balance	Donations for current Fiscal Year	
			Number of times on status quo within last two years	If below 15 members appears					If net loss is greater than 20% appears		If no report in 3 months appears in	When more than one year appears in	Number of repeat terms	Notes the officers that do not have an active	If no report at 12 months appears in red			
8420	NEW YORK HUNTS POINT	11/18/1970	Active	7	0	0	0	0.00%	7		37			M,VP,SC	24+			
58501	NEW YORK IMPACTO	06/28/1996	Active	57	4	0	4	7.55%	54		0		2	N	1		\$60.00	
Exc Award (06/30/2018, 06/30/2023)																		
36376	NEW YORK JAPANESE AMERICAN	12/29/1978	Active	19	0	1	-1	-5.00%	21	15	4		2	VP,SC	10		\$1,800.00	
Exc Award (06/30/2023)																		
29787	NEW YORK KOREAN-AMERICAN	09/25/1974	Active(1)	12	0	0	0	0.00%	13		8		9	VP,SC	24+			
47553	NEW YORK MANILA	06/26/1987	Active	18	0	0	0	0.00%	17		8			N VP,SC	N/R			
152141	New York New Jersey Prominent Hearts	08/05/2022	Active	20	0	6	-6	-23.08%	24	2	1		2	VP,SC	N/R			
8423	NEW YORK PHIL-AM	09/15/1971	Active	269	1	0	1	0.37%	256		1			N	0		\$50.00	
Exc Award (06/30/2020, 06/30/2023)																		
32071	NEW YORK WASHINGTON HTS INWOOD	04/22/1976	Active	17	0	0	0	0.00%	17		7			R M,VP,SC	24+			
8431	RYE CITY	12/12/1927	Active	32	13	3	10	45.45%	24	12	3			N SC	24+			
8434	STATEN ISLAND	10/19/1922	Active	11	2	6	-4	-26.67%	16	3	4		2	R T,M,VP,SC	5		\$70.00	
100044	STATEN ISLAND NORTH STAR	08/20/2007	Active	37	4	6	-2	-5.13%	39	14	1		3	N	0		\$50.00	
Exc Award (06/30/2016)																		
44624	STATEN ISLAND ROYAL	02/06/1985	Active	9	1	0	1	12.50%	5		5		6	M,VP,SC	24+			
48997	STATEN ISLAND UNITED ASIAN	11/04/1988	Active	18	0	0	0	0.00%	18		6		5	R VP,SC	24+			
8435	THE BRONX	05/16/1923	Active	20	4	1	3	17.65%	12	50	0		2	VP,SC	3			
Exc Award (06/30/2024)																		
8439	TUCKAHOE EASTCHESTER	06/25/1925	Active	26	4	0	4	18.18%	22		0			R SC	3		\$500.00	
8441	YONKERS	05/22/1922	Active(2)	22	0	0	0	0.00%	22		3			R VP,SC	24+			
59020	YONKERS MILLENNIUM	01/17/1997	Active	45	8	1	7	18.42%	38	12	4			N	6			
Exc Award (06/30/2016, 06/30/2017, 06/30/2020)																		



Club Health Assessment for District 20 R2 through January 2025

			Status	Membership							Reports					Finance	LCIF
Club Number	Club Name	Charter Date		Current Member Count	YTD Members Added	YTD Members Dropped	YTD Net Growth	YTD Net Growth%	Member Count 12 Months Ago	Avg. length of service for dropped members	Months Since Last MMR ***	Yrs. Since Last Officer Report	President Rotation	Vice President Reported ****	Months Since Last Activity Report ***	Account Balance	Donations for current Fiscal Year
			Number of times on status quo within last two years	If below 15 members appears				If net loss is greater than 20% appears			If no report in 3 months appears in	When more than one year appears in	Number of repeat terms	Notes the officers that do not have an active	If no report at 12 months appears in red		

Clubs Cancelled Previous Fiscal Year – Clubs Cancelled within last 12 months may be reinstated

Club Number	Club Name	Charter Date	Current Status*	Cancellation Date
8424	NEW YORK PAN AMERICAN	04/18/1970	Cancelled(8*)	06/29/2024

Current Total Clubs Count	YTD New Clubs Count	YTD Cancelled Clubs Count	YTD Net Club Gain	Current Total Members Count	YTD Add	YTD Drop	YTD Net Growth	YTD Net Growth %	Member Count 12 Months Ago	Average Member Count Per Club	% of Clubs with less than 20 members	% No MMR in 3 Months	% No Officer Report in 12 Months	% of Clubs with balance 90+ days	Number of Clubs in Status Quo	% Status Quo Clubs in Financial Suspension	Number of Cancelled Clubs	Average Cancelled Club Age	Members Lost Due to Cancellation	% of Clubs Cancelled for Non-Financial Reasons
35	0	0	0	1,171	115	103	12	1.04%	1,122	33	46%	57%	0%	6%	0	0%	0	0	0	0%

* - P - Priority Club. Cancellation Reasons: 1-Objectives/conduct, 2-Non-active club, 5-Non-existing club, 6-Disbanding, 7-Merger, 8-Financial Suspension, 9-District/Multiple District Dues.

** - Abbreviation: P-President, S-Secretary, T-Treasurer, M-Member Chairperson, VP-First Vice President, MC-Communications Chairperson, SC-Service Chairperson

*** - Abbreviation: N/R - Never reported using the Lions Clubs website, N/A - Not applicable, No password registered for the Lions Clubs website.

**** - Abbreviation: N - New, IP - Immediate Past, R - Repeat.




Club Health Assessment for District 20 K1 through January 2025

			Status	Membership							Reports					Finance	LCIF
Club Number	Club Name	Charter Date		Current Member Count	YTD Members Added	YTD Members Dropped	YTD Net Growth	YTD Net Growth%	Member Count 12 Months Ago	Avg. length of service for dropped members	Months Since Last MMR ***	Yrs. Since Last Officer Report	President Rotation	Vice President Reported ****	Months Since Last Activity Report ***	Account Balance	Donations for current Fiscal Year
			Number of times on status quo within last two years	If below 15 members appears				If net loss is greater than 20% appears			If no report in 3 months appears in	When more than one year appears in	Number of repeat terms	Notes the officers that do not have an active	If no report at 12 months appears in red		
Clubs less than two years old																	
157398	Brooklyn Together We Stand	05/30/2024	Active	23	3	0	3	15.00%	0		3		3	N	1		\$60.00
178767	Brooklyn Your Life Matters	09/23/2024	Newly Chartered	23	24	1	23	100.00%	0	0	0			N	SC	N/A	
178866	Queens Latinos Americanos	12/12/2024	Newly Chartered	22	22	0	22	100.00%	0		0				P,VP,SC	N/R	
Clubs more than two years old																	
134942	Arverne Visionary	06/20/2018	Active	26	4	4	0	0.00%	26	5	3			N	0		\$57.00
64694	BKLYN RISING STARS O E FLTBUSH Exc Award (06/30/2021)	09/24/2001	Active	15	0	0	0	0.00%	17		7				M,VP,SC	6	\$210.00
34169	BKLYN STARRETT CITY SPRING CRK	06/30/1977	Active(1)	15	0	0	0	0.00%	12		8	1	None		P,S,T,M,VP SC	1	
103715	BROOKLYN ALPHA Exc Award (06/30/2023)	10/02/2008	Active	17	0	0	0	0.00%	17		4		6	R	SC	0	\$700.00
8446	BROOKLYN BEDFORD STUYVES Exc Award (06/30/2022, 06/30/2023)	09/09/1970	Active	48	0	0	0	0.00%	45		1		2	R		0	\$2,465.00
101249	BROOKLYN BRIDGE	02/21/2008	Active	10	0	3	-3	-23.08%	13	16	5				P,VP,SC	3	
8451	BROOKLYN CANARSIE Exc Award (06/30/2023)	02/13/1957	Active(1)	117	11	1	10	9.35%	100	1	2		3	R	VP,SC	0	
8449	BROOKLYN CARIBE	10/15/1973	Active	32	0	0	0	0.00%	29		3			N		3	
48584	BROOKLYN CENTRAL Exc Award (06/30/2021, 06/30/2023)	05/16/1988	Active	47	1	1	0	0.00%	47	4	1			N	M	0	\$920.00
51330	BROOKLYN CLARENDON MEADOWS	02/22/1991	Active(2)	18	0	0	0	0.00%	18		19		None		P,S,T,M,VP SC	6	
41319	BROOKLYN CLINTON HILL	05/17/1982	Active	21	0	0	0	0.00%	20		7			N		4	\$100.00
32790	BROOKLYN CROWN HEIGHTS Exc Award (06/30/2021, 06/30/2022, 06/30/2023)	10/20/1976	Active	56	0	0	0	0.00%	62		5			R	VP	0	\$1,235.00
8452	BROOKLYN EAST NEW YORK Exc Award (06/30/2019)	01/07/1957	Active	23	1	0	1	4.55%	24		6		2	R		0	\$1,730.00



Club Health Assessment for District 20 K1 through January 2025

			Status	Membership							Reports					Finance	LCIF
Club Number	Club Name	Charter Date		Current Member Count	YTD Members Added	YTD Members Dropped	YTD Net Growth	YTD Net Growth%	Member Count 12 Months Ago	Avg. length of service for dropped members	Months Since Last MMR ***	Yrs. Since Last Officer Report	President Rotation	Vice President Reported ****	Months Since Last Activity Report ***	Account Balance	Donations for current Fiscal Year
			Number of times on status quo within last two years	If below 15 members appears					If net loss is greater than 20% appears		If no report in 3 months appears in	When more than one year appears in	Number of repeat terms	Notes the officers that do not have an active	If no report at 12 months appears in red		
49501	BROOKLYN FARRAGUT	05/18/1989	Active	21	0	0	0	0.00%	21		10		2	R	5		
149819	Brooklyn First Responders	02/09/2022	Active	33	1	1	0	0.00%	38	3	3		4	R	4		
130061	Brooklyn Jefferson	02/14/2017	Active	23	3	0	3	15.00%	19		1			VP	0		\$4,006.00
Exc Award (06/30/2023)																	
48918	BROOKLYN KINGS COUNTY	09/30/1988	Active	38	0	2	-2	-5.00%	40	19	0		2	R	SC	1	
Exc Award (06/30/2019)																	
121657	Brooklyn Leaders	03/25/2014	Active	48	1	9	-8	-14.29%	51	6	4			N	4		
Exc Award (06/30/2018, 06/30/2019, 06/30/20)																	
104021	BROOKLYN METROPOLIS	11/24/2008	Active	59	3	2	1	1.72%	59	6	1			N	4		\$4,542.00
Exc Award (06/30/2019, 06/30/2021, 06/30/20)																	
52593	BROOKLYN MID BEDFORD HEIGHTS	03/02/1992	Active	35	5	0	5	16.67%	37		0			N	VP	0	\$5,300.00
97454	BROOKLYN MIDWOOD	06/30/2006	Active	26	1	0	1	4.00%	24		3			R	2		\$562.00
Exc Award (06/30/2019, 06/30/2023, 06/30/20)																	
108855	BROOKLYN NEW HORIZON	06/30/2010	Active	28	1	0	1	3.70%	27		4		2	N	0		\$480.00
Exc Award (06/30/2019, 06/30/2021)																	
108555	BROOKLYN NEW LIFE	06/04/2010	Cancelled(8*)	0	0	6	-6	-100.00%	6	13	1	2	None		P,S,T,M,VP SC	4	90+ Days
48045	BROOKLYN NEW LOTS	01/15/1988	Active	16	0	0	0	0.00%	17		7		2	R	SC	2	\$163.00
Exc Award (06/30/2021)																	
109425	BROOKLYN OUTREACH	09/30/2010	Active	16	0	0	0	0.00%	16		8		4	R	2		\$70.00
Exc Award (06/30/2023)																	
104836	BROOKLYN PACE SETTERS	02/24/2009	Active	28	2	5	-3	-9.68%	30	8	1				M,VP	0	
Exc Award (06/30/2019)																	
44353	BROOKLYN PROSPECT HEIGHTS	11/26/1984	Active	20	0	0	0	0.00%	20		1				VP,SC	2	\$50.00
8463	BROOKLYN SOUTH BROOKLYN	04/03/1958	Active	31	0	0	0	0.00%	29		4		2	R	M,VP,SC	24+	
52594	BROOKLYN STUY PARK	03/02/1992	Active	28	1	10	-9	-24.32%	37	18	3			N	0		\$730.00
Exc Award (06/30/2019)																	
47405	BROOKLYN SUNSET PARK	06/01/1987	Active	29	1	0	1	3.57%	27		6		4	R	0		\$13.00



Club Health Assessment for District 20 K1 through January 2025

			Status	Membership							Reports					Finance		LCIF		
Club Number	Club Name	Charter Date		Current Member Count	YTD Members Added	YTD Members Dropped	YTD Net Growth	YTD Net Growth%	Member Count 12 Months Ago	Avg. length of service for dropped members	Months Since Last MMR ***	Yrs. Since Last Officer Report	President Rotation	Vice President Reported ****	Months Since Last Activity Report ***	Account Balance	Donations for current Fiscal Year			
			Number of times on status quo within last two years	If below 15 members appears					If net loss is greater than 20% appears					If no report in 3 months appears in	When more than one year appears in	Number of repeat terms	Notes the officers that do not have an active	If no report at 12 months appears in red		
Exc Award (06/30/2023)																				
107015	BROOKLYN TRANSITION	12/10/2009	Active(1)	16	0	5	-5	-23.81%	22	4	1		5	M,VP,SC	11					
Exc Award (06/30/2018, 06/30/2022)																				
151178	Brooklyn UjimaNia	06/15/2022	Cancelled(8*)	0	0	19	-19	-100.00%	19	2	1	1	None	P,S,T,M,VP SC VP	13	90+ Days				
59707	BROOKLYN VANDERVEER PK-GLENWD	06/18/1997	Active	30	0	0	0	0.00%	30		3				0		\$92.00			
Exc Award (06/30/2024)																				
107016	BROOKVILLE	12/10/2009	Active	34	2	3	-1	-2.86%	35	5	0			N	0		\$60.00			
Exc Award (06/30/2018, 06/30/2020, 06/30/20)																				
8466	CORONA	04/21/1942	Active(2)	7	0	0	0	0.00%	8		11	1	None	P,S,T,M,VP SC	19					
60116	EAST ELMHURST COLOMBIA	12/01/1997	Active	15	0	0	0	0.00%	15		4		2	R	5					
58580	FAR ROCKAWAY	07/09/1996	Active(2)	15	2	0	2	15.38%	14		3			N	4					
8468	FLUSHING	10/30/1922	Active	11	0	0	0	0.00%	11		21		2	S,T,M,VP,SC	12	90+ Days				
47379	FLUSHING CENTRAL	05/28/1987	Active	71	0	1	-1	-1.39%	61	1	5			N	4					
Exc Award (06/30/2016, 06/30/2019, 06/30/20)																				
59406	HOLLIS	04/24/1997	Active	38	4	4	0	0.00%	38	12	1			N	0		\$50.00			
Exc Award (06/30/2018, 06/30/2020)																				
38576	LAURELTON	06/16/1980	Active	33	5	0	5	17.86%	33		1			N	0		\$3,200.00			
8477	LONG ISLAND CITY-ASTORIA L C	09/22/1921	Active	10	0	4	-4	-28.57%	14	6	5		None	P,M,VP	1					
146486	Marine Park	06/03/2021	Active	37	2	2	0	0.00%	34	5	2		2	N	1		\$150.00			
Exc Award (06/30/2022, 06/30/2024)																				
35721	MASPETH	06/15/1978	Active	50	0	3	-3	-5.66%	52	4	1			N	1		\$1,000.00			
Exc Award (06/30/2022, 06/30/2023)																				
142597	Ozone Park Howard Beach Woodhaven	10/06/2020	Active(1)	95	0	20	-20	-17.39%	118	2	6		5	R	S,T,M,VP,SC	1	90+ Days			
127175	Queens Buddha	03/29/2016	Active(1)	24	2	0	2	9.09%	20		3			R	M	0	\$3,000.00			
125012	Queens Centennial	06/07/2015	Active(1)	7	0	0	0	0.00%	11		5		3	VP	1					
Exc Award (06/30/2018, 06/30/2020, 06/30/20)																				
68803	QUEENS COLOMBIA	05/05/2003	Active	16	2	2	0	0.00%	14	37	3		2	R	1		\$140.00			



Club Health Assessment for District 20 K1 through January 2025

			Status	Membership							Reports					Finance		LCIF
Club Number	Club Name	Charter Date		Current Member Count	YTD Members Added	YTD Members Dropped	YTD Net Growth	YTD Net Growth%	Member Count 12 Months Ago	Avg. length of service for dropped members	Months Since Last MMR ***	Yrs. Since Last Officer Report	President Rotation	Vice President Reported ****	Months Since Last Activity Report ***	Account Balance	Donations for current Fiscal Year	
			Number of times on status quo within last two years	If below 15 members appears				If net loss is greater than 20% appears			If no report in 3 months appears in	When more than one year appears in	Number of repeat terms	Notes the officers that do not have an active	If no report at 12 months appears in red			
Exc Award (06/30/2022, 06/30/2023, 06/30/2024)																		
137394	Queens Community	03/14/2019	Active	46	1	2	-1	-2.13%	52	4	1		7	N	SC	4		
Exc Award (06/30/2020, 06/30/2021, 06/30/2022)																		
140062	Queens KTM	11/06/2019	Active	18	3	2	1	5.88%	17	3	2		4		S,T,M,VP,SC	3		
Exc Award (06/30/2023)																		
103852	QUEENS LAS AMERICAS	10/28/2008	Active	30	0	4	-4	-11.76%	26	8	0			N	VP,SC	1	\$100.00	
131456	Queens Latinos Unidos	06/26/2017	Active	10	0	0	0	0.00%	11		7		3	R		3		
147749	Queens United	07/28/2021	Active	29	4	6	-2	-6.45%	32	3	1		2	R		3		
Exc Award (06/30/2023)																		
52319	QUEENS VILLAGE	12/26/1991	Active	21	0	0	0	0.00%	21		5		2		VP	1	\$2.00	
8481	REGO PARK-FOREST HILLS	03/29/1949	Active	26	2	2	0	0.00%	26	9	3			R	T,M	2		
117217	RICHMOND HILL-SOUTH OZONE PARK	06/21/2012	Active	101	13	0	13	14.77%	102		2		2	R	SC	4	\$200.00	
Exc Award (06/30/2019, 06/30/2020, 06/30/2021)																		
8483	RIDGEWOOD-GLENDALE-MI DDLE VILL	10/15/1929	Active	14	0	0	0	0.00%	14		8		13	R	M,VP,SC	11		
106004	ROSEDALE	06/24/2009	Active	16	0	0	0	0.00%	16		7		2		M,VP	0		
53617	SOUTH OZONE PK EMPIRE CTY MEDI	08/27/1992	Active	24	0	0	0	0.00%	24		21	1	None		P,S,T,M,VP SC	24+	\$150.00	
105073	SPRINGFIELD GARDENS	03/23/2009	Active	13	0	0	0	0.00%	13		3		2	R		0		
Exc Award (06/30/2017, 06/30/2018, 06/30/2019)																		
48340	ST ALBANS	03/25/1988	Active	23	0	0	0	0.00%	25		1			R		1		
Exc Award (06/30/2019, 06/30/2021, 06/30/2022)																		
8478	UNIVERSAL RAVENSWOOD	02/13/1958	Active	11	0	0	0	0.00%	19		6		3	R	M,SC	5		
39957	WINTHROP INC	05/29/1981	Active	42	0	0	0	0.00%	33		3			N	SC	1	\$247.00	
Exc Award (06/30/2023, 06/30/2024)																		
34628	WOODSIDE INTERAMERICAN	11/07/1977	Active	22	0	2	-2	-8.33%	27	2	0			N		2	\$25.00	
Exc Award (06/30/2019, 06/30/2022, 06/30/2023)																		



Club Health Assessment for District 20 K1 through January 2025

			Status	Membership							Reports					Finance	LCIF
Club Number	Club Name	Charter Date		Current Member Count	YTD Members Added	YTD Members Dropped	YTD Net Growth	YTD Net Growth%	Member Count 12 Months Ago	Avg. length of service for members	Months Since Last MMR ***	Yrs. Since Last Officer Report	President Rotation	Vice President Reported ****	Months Since Last Activity Report ***	Account Balance	Donations for current Fiscal Year
			Number of times on status quo within last two years	If below 15 members appears				If net loss is greater than 20% appears			If no report in 3 months appears in	When more than one year appears in	Number of repeat terms	Notes the officers that do not have an active	If no report at 12 months appears in red		

Clubs Cancelled Previous Fiscal Year – Clubs Cancelled within last 12 months may be reinstated

Club Number	Club Name	Charter Date	Current Status*	Cancellation Date
8462	BKLN MILL BASIN BGN BCH	02/16/1967	Cancelled(8*)	12/29/2023
8455	BROOKLYN GREENPOINT WILLIAMSBURG	12/14/1939	Cancelled(8*)	08/29/2023
109323	BROOKLYN HEALTH EDUCATORS	09/24/2010	Cancelled(8*)	06/29/2024
52623	BROOKLYN REMSEN-BROWNSVILLE	03/12/1992	Cancelled(8*)	12/29/2023
104779	ELMHURST QUEEN OF HEARTS	02/23/2009	Cancelled(8*)	06/29/2024
148730	Queens Elite	10/25/2021	Cancelled(8*)	06/29/2024
127178	Queens Nepalese	03/31/2016	Cancelled(6*)	02/29/2024

Current Total Clubs Count	YTD New Clubs Count	YTD Cancelled Clubs Count	YTD Net Club Gain	Current Total Members Count	YTD Add	YTD Drop	YTD Net Growth	YTD Net Growth %	Member Count 12 Months Ago	Average Member Count Per Club	% of Clubs with less than 20 members	% No MMR in 3 Months	% No Officer Report in 12 Months	% of Clubs with balance 90+ days	Number of Clubs in Status Quo	% Status Quo Clubs in Financial Suspension	Number of Cancelled Clubs	Average Cancelled Club Age	Members Lost Due to Cancellation	% of Clubs Cancelled for Non-Financial Reasons
65	2	2	0	1,947	127	126	1	0.05%	1,935	30	32%	63%	5%	3%	0	0%	2	114	25	-300%

* - P - Priority Club. Cancellation Reasons: 1-Objectives/conduct, 2-Non-active club, 5-Non-existing club, 6-Disbanding, 7-Merger, 8-Financial Suspension, 9-District/Multiple District Dues.

** - Abbreviation: P-President, S-Secretary, T-Treasurer, M-Member Chairperson, VP-First Vice President, MC-Communications Chairperson, SC-Service Chairperson

*** - Abbreviation: N/R - Never reported using the Lions Clubs website, N/A - Not applicable, No password registered for the Lions Clubs website.

**** - Abbreviation: N - New, IP - Immediate Past, R - Repeat.



Club Health Assessment for District 20 K2 through January 2025

			Status	Membership							Reports					Finance		LCIF
Club Number	Club Name	Charter Date		Current Member Count	YTD Members Added	YTD Members Dropped	YTD Net Growth	YTD Net Growth%	Member Count 12 Months Ago	Avg. length of service for dropped members	Months Since Last MMR ***	Yrs. Since Last Officer Report	President Rotation	Vice President Reported ****	Months Since Last Activity Report ***	Account Balance	Donations for current Fiscal Year	
			Number of times on status quo within last two years	If below 15 members appears				If net loss is greater than 20% appears			If no report in 3 months appears in	When more than one year appears in	Number of repeat terms	Notes the officers that do not have an active	If no report at 12 months appears in red			
Clubs less than two years old																		
172287	Long Island Italian American	06/22/2024	Active	30	5	0	5	20.00%	0		0		2	N	0		\$150.00	
Clubs more than two years old																		
8489	BALDWIN	04/07/1947	P- Active(1)	19	2	0	2	11.76%	0		1		2	R	M,SC	24+		
8490	BELLMORE	01/22/1947	Active	55	1	0	1	1.85%	57		5		11	R	M,VP,SC	2	\$100.00	
68945	EASTERN	06/17/2003	Active	13	2	0	2	18.18%	10		4		2	R	M,SC	2	\$1,143.33	
8495	FLORAL PARK	03/03/1925	Active	65	4	7	-3	-4.41%	67	13	0		2	R		2	\$36,183.17	
Exc Award (06/30/2019, 06/30/2022)																		
8496	FRANKLIN SQUARE	02/04/1947	Active(1)	16	0	1	-1	-5.88%	18	62	1		23	R	VP,SC	12		
8497	FREEPORT	10/27/1955	Cancelled(8*)	0	0	17	-17	-100.00%	10	7	5		None		P,S,T,M,VP SC	13	90+ Days	
62770	GLEN COVE NORTH SHORE	02/11/2000	Active	22	0	1	-1	-4.35%	22	33	0		15	R	SC	19	\$100.00	
8500	GREAT NECK	07/11/1935	Cancelled(8*)	0	0	6	-6	-100.00%	6	4	14		None		P,S,T,M,VP SC	22	90+ Days	
8399	HAMILTON	05/12/1946	Active	60	4	0	4	7.14%	57		0		2	N	M	0	\$2,149.84	
Exc Award (06/30/2020, 06/30/2023, 06/30/20)																		
66744	HEMPSTEAD	10/31/2002	Cancelled(8*)	0	0	8	-8	-100.00%	8	4	22		None		P,S,T,M,VP SC	24+	90+ Days	
38034	JERICHO-BROOKVILLE	02/04/1980	Active	24	1	2	-1	-4.00%	26	4	1		2	R		1	\$2,100.00	
Exc Award (06/30/2018, 06/30/2020, 06/30/20)																		
8507	LEVITTOWN	05/18/1950	Active	10	5	9	-4	-28.57%	16	16	0		3	R	SC	0	\$50.00	
8508	LONG BEACH	06/16/1926	Active	42	4	5	-1	-2.33%	39	15	1		5	N	T,M,SC	0		
137360	Long Island Indo American	02/06/2019	Active	123	25	11	14	12.84%	139	3	0			R	VP,SC	1		
Exc Award (06/30/2024)																		
51042	LONG ISLAND PORTUGUESE	11/02/1990	Active	93	0	0	0	0.00%	93		0			N	M	1	\$10,450.00	
Exc Award (06/30/2019)																		
151499	Long Island Pride	06/27/2022	Active	34	7	5	2	6.25%	42	1	0		3	R		1	\$1,000.00	
Exc Award (06/30/2023)																		
104737	MERRICK	02/11/2009	Active	2	0	13	-13	-86.67%	15	15	0				M,VP,SC	9	\$3,200.00	
8514	MINEOLA	05/07/1952	Active	59	1	2	-1	-1.67%	57	9	0		2	R	M,SC	0		



Club Health Assessment for District 20 K2 through January 2025

			Status	Membership							Reports					Finance	LCIF
Club Number	Club Name	Charter Date		Current Member Count	YTD Members Added	YTD Members Dropped	YTD Net Growth	YTD Net Growth%	Member Count 12 Months Ago	Avg. length of service for dropped members	Months Since Last MMR ***	Yrs. Since Last Officer Report	President Rotation	Vice President Reported ****	Months Since Last Activity Report ***	Account Balance	Donations for current Fiscal Year
			Number of times on status quo within last two years	If below 15 members appears				If net loss is greater than 20% appears			If no report in 3 months appears	When more than one year appears in	Number of repeat terms	Notes the officers that do not have an active	If no report at 12 months appears in red		
121497	Nassau Central	03/05/2014	Active(1)	20	4	29	-25	-55.56%	55	4	1			R	M,SC	4	
8503	NASSAU COUNTY MEDICAL	02/05/1948	Cancelled(6*)	0	0	14	-14	-100.00%	18	6	5		None		P,S,T,M,VP SC	24+	
8515	NEW HYDE PARK	01/24/1944	Active	37	0	0	0	0.00%	36		5		8		M,VP,SC	10	
47600	NEW HYDE PARK NORTH	06/30/1987	Active	52	3	5	-2	-3.70%	51	6	4			N		0	\$420.00
Exc Award (06/30/2018, 06/30/2019, 06/30/20																	
8517	OYSTER BAY	03/11/1948	Active	36	2	4	-2	-5.26%	40	8	0		None		P,T,M,VP,SC	24+	90+ Days
46279	PAGET	06/13/1986	Active	16	0	2	-2	-11.11%	18	23	3		3		P,VP,SC	1	\$833.33
8519	PLAINVIEW BETHPAGE	10/27/1957	Active	20	1	0	1	5.26%	25		0		2		T,M,VP,SC	1	\$200.00
8521	PORT WASHINGTON	12/17/1924	Active	26	0	3	-3	-10.34%	29	28	0		9	N	M,SC	13	
8522	ROCKVILLE CENTRE	01/30/1934	Active	85	4	0	4	4.94%	78		2		2	R	M	0	\$3,457.00
Exc Award (06/30/2022, 06/30/2024)																	
42765	SEA CLIFF GLEN HEAD	06/27/1983	Active	20	2	8	-6	-23.08%	28	6	5				S,M,VP,SC	24+	
8525	SEAFORD	01/29/1952	Active	53	1	18	-17	-24.29%	70	8	0			N	M,SC	0	\$4,100.00
149473	South Nassau Spectacular ASD	12/30/2021	Active(1)	8	0	0	0	0.00%	5		5		2		M,VP,SC	12	
8512	THE MASSAPEQUAS	10/26/1950	Active	52	16	6	10	23.81%	30	3	1			IP	M	0	\$1,250.00
8530	VALLEY STREAM	01/21/1948	Active(2)	14	6	9	-3	-17.65%	17	12	0			N		1	
48471	WANTAGH	04/22/1988	Active	30	5	1	4	15.38%	29	10	0		2	R	M,SC	0	\$50.00
8532	WEST HEMPSTEAD	03/04/1947	Active	31	0	4	-4	-11.43%	34	5	4			N	M	1	\$1,300.00
Exc Award (06/30/2021, 06/30/2022, 06/30/20																	
151511	Westbury-Carle Place	06/23/2022	Active(1)	1	0	8	-8	-88.89%	9	3	1				T,M,VP,SC	24+	

Clubs Cancelled Previous Fiscal Year – Clubs Cancelled within last 12 months may be reinstated

Club Number	Club Name	Charter Date	Current Status*	Cancellation Date
132925	Long Island Visionary	01/26/2018	Cancelled(8*)	12/29/2023
8513	MASSAPEQUA PARK	05/07/1956	Cancelled(7*)	06/29/2024
152611	Nassau Central Nepalese	11/10/2022	Cancelled(8*)	06/29/2024



Club Health Assessment for District 20 K2 through January 2025

						Membership										Reports				Finance		LCIF
Club Number	Club Name	Charter Date		Status		Current Member Count	YTD Members Added	YTD Members Dropped	YTD Net Growth	YTD Net Growth%	Member Count 12 Months Ago	Avg. length of service for dropped members	Months Since Last MMR ***	Yrs. Since Last Officer Report	President Rotation	Vice President Reported ****	Months Since Last Activity Report ***	Account Balance	Donations for current Fiscal Year			

* - P - Priority Club. Cancellation Reasons: 1-Objectives/conduct, 2-Non-active club, 5-Non-existing club, 6-Disbanding, 7-Merger, 8-Financial Suspension, 9-District/Multiple District Dues.

** - Abbreviation: P-President, S-Secretary, T-Treasurer, M-Member Chairperson, VP-First Vice President, MC-Communications Chairperson, SC-Service Chairperson

*** - Abbreviation: N/R - Never reported using the Lions Clubs website, N/A - Not applicable, No password registered for the Lions Clubs website.

**** - Abbreviation: N - New, IP - Immediate Past, R - Repeat.




Club Health Assessment for District 20 S through January 2025

			Status	Membership							Reports					Finance	LCIF	
Club Number	Club Name	Charter Date		Current Member Count	YTD Members Added	YTD Members Dropped	YTD Net Growth	YTD Net Growth%	Member Count 12 Months Ago	Avg. length of service for dropped members	Months Since Last MMR ***	Yrs. Since Last Officer Report	President Rotation	Vice President Reported ****	Months Since Last Activity Report ***	Account Balance	Donations for current Fiscal Year	
			Number of times on status quo within last two years	If below 15 members appears					If net loss is greater than 20% appears			If no report in 3 months appears in	When more than one year appears in	Number of repeat terms	Notes the officers that do not have an active	If no report at 12 months appears in red		
Clubs more than two years old																		
137557	Amityville	04/05/2019	Active(4)	11	0	0	0	0.00%	11		7		None	P,S,T,M,VP SC	24+			
8534	BABYLON	10/14/1936	Active	48	0	2	-2	-4.00%	57	44	0			N	T,VP,SC	2		\$20.00
8536	BAY SHORE	10/08/1931	Active	74	3	7	-4	-5.13%	77	29	0			N	SC	2		\$370.00
65254	BAYPORT BLUE POINT COMMUNITY	04/02/2002	Active	12	0	1	-1	-7.69%	13	3	6		13		M,VP,SC	24+		\$100.00
8538	BLUE POINT BAYPORT	01/24/1968	Status Quo(2)	7	0	0	0	0.00%	5		9		8		M,VP,SC	24+	90+ Days	
42645	BRENTWOOD NY ISLANDERS	05/31/1983	Active	16	1	0	1	6.67%	14		2				S,T,M,VP,SC	3		\$100.00
8541	BRIDGEHAMPTON	04/23/1948	Active(1)	16	0	0	0	0.00%	16		7		3		M,VP,SC	2		
58503	BROOKHAVEN GREAT SOUTH BAY Exc Award (06/30/2017, 06/30/2023)	06/24/1996	Active	29	11	5	6	26.09%	31	18	0			IP	SC	0		\$680.00
8544	CENTRAL ISLIP	12/14/1945	Active	12	2	0	2	20.00%	10		6		2	R	M,SC	2		\$300.00
8545	COLD SPRING HARBOR	02/04/1954	Active	16	0	0	0	0.00%	14		5		5		VP,SC	2		
8548	CUTCHOGUE	05/14/1970	Active	21	4	6	-2	-8.70%	23	14	0		None	R	P,M,SC	9	90+ Days	\$90.00
8549	DEER PARK	05/25/1948	Active	28	0	0	0	0.00%	28		7		5	R	M,SC	2		\$10.00
64401	EAST END	06/08/2001	Active	36	1	0	1	2.86%	36		0			N	M,VP,SC	1		\$100.00
8551	EAST HAMPTON	04/21/1949	Active	27	0	0	0	0.00%	27		10	1	None		P,S,T,M,VP SC	24+		\$2,650.00
8555	GREENLAWN	01/05/1951	Active	10	0	1	-1	-9.09%	12	3	0		11	R	SC	10		
8557	HAMPTON BAYS	05/13/1948	Active	25	0	0	0	0.00%	25		13		4		M,VP,SC	24+		\$2,500.00
8560	HUNTINGTON	10/08/1934	Active	24	3	0	3	14.29%	20		0		3	R	M,SC	2		\$550.00
8564	LAKE GROVE	11/23/1964	Active	30	3	0	3	11.11%	26		0		4	R	M,SC	2		\$980.00
8566	MASTICS SHIRLEY L C	12/08/1966	Active	8	0	0	0	0.00%	8		14		None		P,S,T,M,VP SC	7		
8567	MATTITUCK	03/06/1952	Active	79	0	0	0	0.00%	72		2			N		3		\$20,000.00
Exc Award (06/30/2024)																		
8574	MEDFORD NORTH PATCHOGUE	05/19/1966	Active	12	0	0	0	0.00%	12		1		2	R	M,SC	3		\$650.00



Club Health Assessment for District 20 S through January 2025

			Status	Membership							Reports					Finance	LCIF	
Club Number	Club Name	Charter Date		Current Member Count	YTD Members Added	YTD Members Dropped	YTD Net Growth	YTD Net Growth%	Member Count 12 Months Ago	Avg. length of service for dropped members	Months Since Last MMR ***	Yrs. Since Last Officer Report	President Rotation	Vice President Reported ****	Months Since Last Activity Report ***	Account Balance	Donations for current Fiscal Year	
			Number of times on status quo within last two years	If below 15 members appears				If net loss is greater than 20% appears			If no report in 3 months appears in	When more than one year appears in	Number of repeat terms	Notes the officers that do not have an active	If no report at 12 months red			
8568	MELVILLE	09/25/1953	Active	44	5	2	3	7.32%	48	11	1			N	SC	0		\$2,870.00
	Exc Award (06/30/2023)																	
8569	MONTAUK POINT	09/08/1949	Active	31	0	0	0	0.00%	31		12		3		T,M,VP,SC	24+		
8571	NORTH BABYLON	09/16/1952	Active	88	8	0	8	10.00%	86		0			N	SC	0		\$1,490.00
	Exc Award (06/30/2024)																	
8588	NORTH SEA	11/21/1968	Active	13	0	1	-1	-7.14%	14	31	2		11	R	M,SC	23		\$1,050.00
8576	NORTHPORT CENTERPORT	06/20/1944	Active	15	0	0	0	0.00%	16		3		2	R	M,SC	0		\$60.00
8578	PATCHOGUE	01/16/1947	Active	56	0	0	0	0.00%	52		1			N	T	24+		\$530.00
	Exc Award (06/30/2019)																	
77410	PATCHOGUE LIONESS	07/29/2003	Active	23	0	1	-1	-4.17%	26	3	2		4	R	SC	0		\$36,417.66
	Exc Award (06/30/2022, 06/30/2023)																	
8580	PORT JEFFERSON	04/08/1946	Active	46	1	0	1	2.22%	45		0		2	R		10		
8581	RIVERHEAD	03/10/1947	Active	25	2	13	-11	-30.56%	29	5	3			N	SC	2		\$210.00
8582	ROCKY POINT	05/04/1955	Active	26	4	3	1	4.00%	26	12	3			N	SC	1		
8583	SAG HARBOR	01/26/1954	Active	26	0	0	0	0.00%	27		5		2	R	SC	15		
	Exc Award (06/30/2017, 06/30/2018)																	
139327	Sayville	08/13/2019	Active	39	4	4	0	0.00%	32	3	0		2	R	SC	1		\$140.00
8585	SHELTER ISLAND	10/04/1950	Active	112	5	1	4	3.70%	107	37	0			N	SC	3		\$1,000.00
	Exc Award (06/30/2023, 06/30/2024)																	
8537	SOUTH COUNTRY L C	04/27/1949	Active	17	0	0	0	0.00%	17		10		2		T,M,VP,SC	24+		
8587	SOUTHAMPTON	06/22/1948	Active(1)	23	0	1	-1	-4.17%	24	55	1		13		T,M,VP,SC	2		\$1,250.00
133718	Southold	02/27/2018	Cancelled(6*)	0	0	0	0	0.00%	14		5	1	None		P,S,T,M,VP SC	24+		
8597	WEST BABYLON	06/12/1950	Active	21	0	0	0	0.00%	21		9			N	M,SC	2		
	Exc Award (06/30/2024)																	
131132	Wyandanch-Wheatley Heights	06/28/2017	Active	14	0	0	0	0.00%	14		16		4	R	S,SC	1		\$90.00



Club Health Assessment for District 20 S through January 2025

			Status	Membership						Reports					Finance	LCIF	
Club Number	Club Name	Charter Date		Current Member Count	YTD Members Added	YTD Members Dropped	YTD Net Growth	YTD Net Growth%	Member Count 12 Months Ago	Avg. length of service for dropped members	Months Since Last MMR ***	Yrs. Since Last Officer Report	President Rotation	Vice President Reported ****	Months Since Last Activity Report ***	Account Balance	Donations for current Fiscal Year
			Number of times on status quo within last two years	If below 15 members appears				If net loss is greater than 20% appears			If no report in 3 months appears in	When more than one year appears in	Number of repeat terms	Notes the officers that do not have an active	If no report at 12 months appears in red		

Clubs Cancelled Previous Fiscal Year – Clubs Cancelled within last 12 months may be reinstated

Club Number	Club Name	Charter Date	Current Status*	Cancellation Date
134021	Lindenhurst	06/19/2018	Cancelled(8*)	06/29/2024
141171	Stony Brook	09/15/2020	Cancelled(8*)	06/29/2024
8592	THE ISLIPS	10/24/1946	Cancelled(6*)	10/29/2023

Current Total Clubs Count	YTD New Clubs Count	YTD Cancelled Clubs Count	YTD Net Club Gain	Current Total Members Count	YTD Add	YTD Drop	YTD Net Growth	YTD Net Growth %	Member Count 12 Months Ago	Average Member Count Per Club	% of Clubs with less than 20 members	% No MMR in 3 Months	% No Officer Report in 12 Months	% of Clubs with balance 90+ days	Number of Clubs in Status Quo	% Status Quo Clubs in Financial Suspension	Number of Cancelled Clubs	Average Cancelled Club Age	Members Lost Due to Cancellation	% of Clubs Cancelled for Non-Financial Reasons
38	0	1	-1	1,160	57	48	9	0.78%	1,166	31	37%	47%	3%	5%	1	100%	1	93	0	-100%

* - P - Priority Club. Cancellation Reasons: 1-Objectives/conduct, 2-Non-active club, 5-Non-existing club, 6-Disbanding, 7-Merger, 8-Financial Suspension, 9-District/Multiple District Dues.

** - Abbreviation: P-President, S-Secretary, T-Treasurer, M-Member Chairperson, VP-First Vice President, MC-Communications Chairperson, SC-Service Chairperson

*** - Abbreviation: N/R - Never reported using the Lions Clubs website, N/A - Not applicable, No password registered for the Lions Clubs website.

**** - Abbreviation: N - New, IP - Immediate Past, R - Repeat.